



# Adult Footwear Collection

# Adult Footwear Collection

**Our new footwear range has been designed using the latest materials and manufacturing methods to produce the highest quality footwear.**

Mendivil modular and stock footwear are designed to focus on the prevention and treatment of foot pathologies. Continuous evaluation of product lines are carried out by INESCOP resulting in innovative high quality products.

The Stock Therapeutic range from Fior & Gentz and YDA is designed specifically for diabetic feet.

All footwear contained in this catalogue is distributed by Blatchford in accordance with supplier agreements.

To meet the clinical requirement of a patient, Blatchford have the right to modify CE marked footwear and by default this will be labeled as a custom made device.

Blatchford maintains a QMS, which is ISO 9001 and ISO 13485 accredited.

## Contents

|  | Page |
|--|------|
| <b>Mendivil Stock Footwear</b>                     | 4    |
| Ladies   | 6    |
| Gents  | 10   |
| <b>Cadense Stock Footwear</b>                      | 12   |
| <b>PerfectStride</b>                               | 14   |
| <b>YDA Stock Footwear</b>                          | 18   |
| <b>Fior &amp; Gentz Therapeutic Stock Footwear</b> | 20   |
| <b>Camino Modular Collection</b>                   | 34   |
| Measurement Guide                                  | 36   |
| Last Additions                                     | 37   |
| Materials  | 39   |
| Sole Units and Punch Patterns                      | 44   |
| Unisex House                                       | 46   |
| Ladies   | 48   |
| Gents  | 62   |
| <b>Measurement Guides</b>                          | 74   |
| <b>Fitting Problems and Solutions</b>              | 76   |

## Adult Footwear Collection Information

The range includes Camino Modular and Made to Measure footwear, plus stock footwear from Mendivil, Cadense, PerfectStride, YDA and Fior & Gentz.

Modular footwear is available in a larger style and size range than stock footwear and is made to a trial fit stage as default. Different last sizes are available and additions can be added to create a Modular shoe for optimal treatment of more complex pathology. Three clear options are detailed in the measurement guide on pages 36-37, which simplifies the ordering process. The modular range is shown on pages 48-72.

The stock range allows you to order a completed shoe ready to supply to your patient. The stock ranges are on pages 4-33. We currently have one gents' style available for delivery within 24 hours. All other styles can be ordered with delivery to the clinic within five working days. While stocked footwear enables faster turnaround times, it is limited to specific foot types, as modifications to the last size cannot be accommodated.

All Camino styles in this catalogue can be requested for the production of Made to Measure footwear. However, these are not the limit and other styles can be ordered. The styles that are marked as being ideal for Made to Measure footwear have plain fronts and will allow for some size differences without making it too obvious. For Made to Measure footwear a draft and measurements to British Standards must be provided, along with a cast, diagrams and photos as necessary. Please note that complex Made to Measure footwear may require non-standard sole and heel units, stiffeners and insoles.

A full adaptation service is available for additions such as rocker soles, flares, sockets etc on all types of footwear excluding the Cadense range.

### 1. Ordering and Enquiries:

Ordering footwear from Blatchford is simple and easy. You can contact our Customer Services directly:

Telephone: +44 (0) 114 2637900

Email: orthotics@blatchford.co.uk

Facsimile: +44 (0) 114 2637901

Post: Blatchford Limited, 11 Atlas Way, Atlas North, Sheffield, S4 7QQ.

### 2. Delivery Promise:

Our goal is to provide a fast and efficient delivery. We aim to despatch orders for Made to Measure footwear in 30 working days and Modular in 25 working days to first fitting. Footwear returned from fitting to completion will be processed in 10 working days for both Made to Measure and Modular. This does not apply to where specific delivery schedules are in place.

### 3. Catalogues/Product Information:

If you require additional product information please contact our customer service advisors who will be happy to help with your enquiry.

### 4. Shortages/Damaged Goods:

If any items are received damaged or there are shortages in the delivery this must be notified in writing to customer services within 5 days of receipt of goods.

### 5. Returns:

In the unlikely event of any footwear being supplied faulty or having been incorrectly supplied, please contact customer services so that the correct goods are despatched immediately. We are happy to accept Stock Footwear that is returned for credit if they are not suitable for the patient.

**For items to be accepted for credit the following conditions apply:**

- Stock footwear must be unworn and returned in less than 30 days from the date of the delivery
- The product must not have been adapted in any way
- Split sized footwear direct from stock is returnable for credit
- Are returned in the original packaging
- Are in a re-saleable condition

**Non-returnable:**

- Made to Measure and Modular footwear are non returnable for credit

Blatchford reserves the right to reject items returned for credit if the above conditions are not met. Blatchford is unable to accept return of items that are 'made to order' for credit, unless the goods are faulty or it can be demonstrated they have been damaged in transit. Products and prices are subject to variation at any time and are subject to availability. E & OE.

A woman with short, light-colored hair is sitting at a table outdoors. She is wearing a blue denim jacket over a white ruffled blouse and a red polka-dot skirt. She is holding a white coffee cup and looking to the right with a smile. In front of her is a silver laptop and a plate with a croissant. The background is a blurred outdoor setting with greenery and other tables.

# Stock Footwear Collection

# Ladies Mendivil Stock Footwear

All models are made with stretch materials which adapt to foot prominences bunions and hammer toes, they have no internal seams which makes them ideal for diabetics.

5 Day Delivery from Stock in Spain



**Palma** (Product Code 86220-GR+size)

**Colour:** Grey  
**Size Range:** 36 - 42  
**Last Width:** X-Wide 68

Ladies models with uppers made of elastic fabric adaptable to prominences of the foot with bunions or hammer toes. Lightweight, non-slip and long-lasting EVA sole units. Indicated for diabetic foot and arthritis.

5 Day Delivery from Stock in Spain



**Vigo** (Product Code 86240-BK+size)

**Colour:** Black  
**Size Range:** 36 - 42  
**Last Width:** X-Wide 68

Ladies sport footwear with seamless uppers made of top quality leathers and stretch fabric adaptable to prominences of the foot with bunions or hammer toes. Lightweight, non-slip and long-lasting EVA sole units. Indicated for diabetic foot and arthritis.

5 Day Delivery from Stock in Spain



**Zamora** (Product Code 86260-LG+size)

**Colour:** Lago  
**Size Range:** 36 - 42  
**Last Width:** X-Wide 68

Ladies sport footwear with seamless uppers made of top quality leathers and stretch fabric adaptable to prominences of the foot with bunions or hammer toes. Lightweight, non-slip and long-lasting EVA sole units. Indicated for diabetic foot and arthritis.

5 Day Delivery from Stock in Spain



**Osuna** (Product Code 86270-BE+size)

**Colour:** Beige  
**Size Range:** 36 - 42  
**Last Width:** X-Wide 68

Ladies sport footwear with seamless uppers made of top quality leathers and stretch fabric adaptable to prominences of the foot with bunions or hammer toes. Lightweight, non-slip and long-lasting EVA sole units. Indicated for diabetic foot and arthritis.

5 Day Delivery from Stock in Spain



**Granada** (Product Code 86230-NV+size)

**Colour:** Blue  
**Size Range:** 36 - 42  
**Last Width:** X-Wide 68

Ladies models with uppers made of elastic fabric adaptable to prominences of the foot with bunions or hammer toes. Lightweight, non-slip and long-lasting EVA sole units. Indicated for diabetic foot and arthritis.

5 Day Delivery from Stock in Spain



**Malaga** (Product Code 86250-BR+size)

**Colour:** Brown  
**Size Range:** 36 - 42  
**Last Width:** X-Wide 68

Ladies sport footwear with seamless uppers made of top quality leathers and stretch fabric adaptable to prominences of the foot with bunions or hammer toes. Lightweight, non-slip and long-lasting EVA sole units. Indicated for diabetic foot and arthritis.

5 Day Delivery from Stock in Spain



**Valencia** (Product Code 85430-BK+size)

**Colour:** Black  
**Size Range:** 35 - 42  
**Last Width:** Wide 42

Ladies footwear with seamless uppers made of natural stretch leathers and/or stretch fabric adaptable to prominences of the foot with bunions or hammer toes. Lightweight, non-slip and long-lasting EVA sole units. Indicated for diabetic foot and arthritis.

# Ladies Mendivil Stock Footwear

All models are made with stretch materials which adapt to foot prominences bunions and hammer toes, they have no internal seams which makes them ideal for diabetics.

5 Day Delivery from Stock in Spain



**Getxo** (Product Code 86290-GR+size)

**Colour:** Grey  
**Size Range:** 35 - 41  
**Last Width:** Wide 47

Ladies footwear with seamless uppers made of natural stretch leathers and/or stretch fabric adaptable to prominences of the foot with bunions or hammer toes. Lightweight, non-slip and long-lasting EVA sole units. Indicated for diabetic foot and arthritis.

5 Day Delivery from Stock in Spain



**Girona** (Product Code 1820-NV+size)

**Colour:** Navy  
**Size Range:** 35 - 42  
**Last Width:** Wide 47

Ladies sandal made of natural leather and stretch fabric over bunion pockets (medial and lateral) adaptable to prominences of the foot with a removal 10 mm shock absorbing insole. PU sole unit.

5 Day Delivery from Stock in Spain



**Melilla** (Product Code 86300-BK+size)

**Colour:** Black  
**Size Range:** 35 - 41  
**Last Width:** Wide 47

Ladies footwear with seamless uppers made of natural stretch leathers and/or stretch fabric adaptable to prominences of the foot with bunions or hammer toes. Lightweight, non-slip and long-lasting EVA sole units. Indicated for diabetic foot and arthritis.

5 Day Delivery from Stock in Spain



**Elda** (Product Code 86280-BR+size)

**Colour:** Brown  
**Size Range:** 35 - 41  
**Last Width:** Wide 47

Ladies footwear with seamless uppers made of natural stretch leathers and/or stretch fabric adaptable to prominences of the foot with bunions or hammer toes. Lightweight, non-slip and long-lasting EVA sole units. Indicated for diabetic foot and arthritis.

# Mendivil Stock Last Ladies Measurement Guide

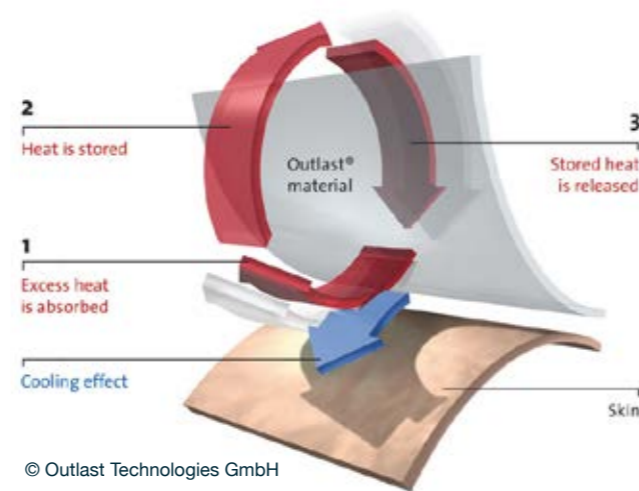
Please note these are not the same as the Modular Range.

| Shoe | Size | Length | Wide 47     |             |              | Wide 42     |             |              | X-Wide 68   |             |              |
|------|------|--------|-------------|-------------|--------------|-------------|-------------|--------------|-------------|-------------|--------------|
|      |      |        | Joint Width | Joint Circ. | Instep Circ. | Joint Width | Joint Circ. | Instep Circ. | Joint Width | Joint Circ. | Instep Circ. |
|      | 35   | 226    | 82          | 230         | 231          | 84          | 236         | 237          | -           | -           | -            |
|      | 36   | 232    | 84          | 234         | 236          | 86          | 240         | 242          | 90          | 243         | 245          |
|      | 37   | 239    | 86          | 238         | 241          | 88          | 244         | 247          | 92          | 248         | 251          |
|      | 38   | 246    | 88          | 242         | 246          | 90          | 248         | 252          | 94          | 253         | 257          |
|      | 39   | 252    | 90          | 246         | 251          | 92          | 252         | 257          | 96          | 258         | 263          |
|      | 40   | 259    | 92          | 250         | 256          | 94          | 256         | 262          | 98          | 263         | 269          |
|      | 41   | 266    | 94          | 254         | 261          | 96          | 260         | 267          | 100         | 268         | 275          |
|      | 42   | 272    | -           | -           | -            | 98          | 264         | 272          | 102         | 273         | 281          |

Measurements for all sections are shown in mm.

# Gents Mendivil Stock Footwear

## Featuring Outlast® Technology



How Outlast® Technology Works:

## Mendivil Stock Last Gents Measurement Guide

Please note these are not the same as the Modular Range.

| Shoe |        | Wide 94     |             |              | X-Wide 95   |             |              |
|------|--------|-------------|-------------|--------------|-------------|-------------|--------------|
| Size | Length | Joint Width | Joint Circ. | Instep Circ. | Joint Width | Joint Circ. | Instep Circ. |
| 39   | 252    | 94          | 255         | 258          | 96          | 260         | 263          |
| 40   | 259    | 96          | 260         | 263          | 98          | 265         | 268          |
| 41   | 266    | 97          | 265         | 268          | 99          | 270         | 273          |
| 42   | 272    | 98          | 270         | 273          | 100         | 275         | 278          |
| 43   | 279    | 100         | 275         | 278          | 102         | 280         | 283          |
| 44   | 285    | 102         | 280         | 283          | 104         | 285         | 288          |
| 45   | 293    | 103         | 285         | 288          | 105         | 290         | 293          |
| 46   | 300    | 105         | 290         | 293          | 107         | 295         | 298          |

Measurements for all sections are shown in mm.

All models have no internal seams which makes them ideal for diabetics.

## Madrid (Product Code 85310-BK+size) 5 Day Delivery from Stock in Spain

Full Outlast® lining.

Gents footwear with seamless uppers made of natural leather and special "Outlast" lining which ensures thermal comfort of the foot. Lightweight, non-slip and long-lasting EVA sole unit. Specially indicated for diabetic foot.



**Colour:** Black  
**Size Range:** 39 - 46  
**Last Width:** X-Wide 95

## Barcelona (Product Code 85550-BK+size) Next Day Delivery Available from UK Stock

Natural stretchable leather apron.

Popular seller.

Gents footwear with seamless uppers made of natural stretch leather adaptable to prominences of the foot. Lightweight, non-slip and long-lasting EVA sole unit. Specially suitable for diabetic and arthritic feet.



**Colour:** Black  
**Size Range:** 39 - 46  
**Last Width:** Wide 94

## Pamplona (Product Code 1850-BK+size) 5 Day Delivery from Stock in Spain

Gents sandal made of top quality leathers with a removable 10mm shock absorbing insole. PU sole unit.



**Colour:** Black  
**Size Range:** 39 - 46  
**Last Width:** X-Wide 95



# PerfectStride

EXPERIENCE THE FUTURE OF FOOTWEAR

Airmesh Lining Carbon Spring System

Available in Water-repellent Knit or Leather Uppers

Slip-Safe Vulcanised Rubber Outsole

Stable EVA Midsole Support



## PerfectStride Water-repellent Knit with TPU Film



White TPU, Knit Textile  
Code: MESC008-0100-\*Size



Black TPU, Knit Textile  
Code: MESC008-0200-\*Size



Cool Grey TPU, Knit Textile  
Code: MESC008-0701-\*Size

Size Range: 36-47

**Upper:** Water-repellent Knit with TPU Film  
**Lining:** Textile (Airmesh)  
**Sole:** EVA/Rubber with Carbon Insole  
**Footbed:** Removable, 5mm

## PerfectStride Leather with Engraved Tongue



White Leather  
Code: MESC007 -1000-\*size



Black Leather  
Code: MESC007 -2000-\*size



Blue Leather  
Code: MESC007 -8000-\*size

Size Range: 36-47

**Upper:** Leather with Engraved Tongue  
**Lining:** Textile (Airmesh)  
**Sole:** EVA/Rubber with Carbon Insole  
**Footbed:** Removable, 5mm

## PerfectStride

Discover the comfort and performance of our PerfectStride shoes, designed to provide the ultimate solution for your daily activities.

PerfectStride creates a unique walking experience and delivers:

### Features

- A confident stride with the slip-safe rubber outsole, ensuring superior grip and stability wherever you walk.
- Stability and support offered by the EVA midsole for a balanced stride.
- An optimal fit, thanks to its generous volume, accommodating multiple foot shapes and sizes.
- Utmost walking comfort and reduced strain, delivered by the extra padded heel counter design.
- High energy return stride due to its Carbon Spring System, revolutionising your every step.
- Recommended for anyone that suffers from diabetes and a vast range of other foot and ankle pathologies.

## Measurements

| PerfectStride |             |             |             |              |           |
|---------------|-------------|-------------|-------------|--------------|-----------|
| Size EU       | Length (mm) | Joint Width | Joint Circ. | Instep Circ. | Toe Depth |
| 36            | 242         | 97          | 250         | 238          | 27        |
| 37            | 249         | 99          | 255         | 243          | 28        |
| 38            | 256         | 100         | 259         | 247          | 28        |
| 39            | 262         | 102         | 264         | 252          | 28        |
| 40            | 269         | 103         | 268         | 256          | 29        |
| 41            | 275         | 105         | 273         | 261          | 29        |
| 42            | 282         | 106         | 277         | 265          | 30        |
| 43            | 289         | 108         | 282         | 270          | 30        |
| 44            | 295         | 109         | 286         | 274          | 30        |
| 45            | 302         | 111         | 291         | 279          | 31        |
| 46            | 309         | 112         | 295         | 283          | 31        |
| 47            | 315         | 114         | 300         | 288          | 32        |

## PerfectStride Hook/Loop



Black  
Code: MESC007-\*Size

Size Range: 36-46 - Unisex

Upper: Leather  
Lining: Textile  
Sole: EVA/Rubber with Carbon Insole  
Footbed: 5mm

### Measurements

| PerfectStride |             |             |             |              |           |
|---------------|-------------|-------------|-------------|--------------|-----------|
| Size EU       | Length (mm) | Joint Width | Joint Circ. | Instep Circ. | Toe Depth |
| 36            | 242         | 97          | 250         | 238          | 27        |
| 37            | 249         | 99          | 255         | 243          | 28        |
| 38            | 256         | 100         | 259         | 247          | 28        |
| 39            | 262         | 102         | 264         | 252          | 28        |
| 40            | 269         | 103         | 268         | 256          | 29        |
| 41            | 275         | 105         | 273         | 261          | 29        |
| 42            | 282         | 106         | 277         | 265          | 30        |
| 43            | 289         | 108         | 282         | 270          | 30        |
| 44            | 295         | 109         | 286         | 274          | 30        |
| 45            | 302         | 111         | 291         | 279          | 31        |
| 46            | 309         | 112         | 295         | 283          | 31        |

## PerfectStride Free XL Series For Healthy Walking

Specialised Footwear for People with Diabetes and Peripheral Neuropathy

### Features

- Seamless joint area to minimize irritation.
- Optimised rocker angle (~20°) for improved foot movement efficiency non-slip rubber track.
- Includes two adjustment inlays to regulate interior volume.
- Carbon spring reinforcement over partial length of the foot plate.
- C8mm wider across the metatarsal heads, plus 2 x 5mm EVA removable footbeds.



### Measurements

| PerfectStride |             |             |             |              |           |
|---------------|-------------|-------------|-------------|--------------|-----------|
| Size EU       | Length (mm) | Joint Width | Joint Circ. | Instep Circ. | Toe Depth |
| 36            | 242         | 98          | 262         | 253          | 37        |
| 37            | 249         | 99          | 267         | 257          | 38        |
| 38            | 256         | 101         | 271         | 261          | 38        |
| 39            | 262         | 102         | 276         | 266          | 39        |
| 40            | 269         | 104         | 280         | 270          | 39        |
| 41            | 275         | 105         | 285         | 275          | 40        |
| 42            | 282         | 107         | 289         | 279          | 40        |
| 43            | 289         | 108         | 294         | 283          | 40        |
| 44            | 295         | 110         | 298         | 288          | 41        |
| 45            | 302         | 111         | 303         | 292          | 41        |
| 46            | 309         | 113         | 307         | 297          | 41        |

## PerfectStride Free XL Hook/Loop Series

Wide opening shoe.  
Carbon Spring System with gait control.



Black  
Code: MSSC009-\*Size

Size Range: 36-46 - Unisex  
Upper: Artificial Leather  
Lining: Textile  
Sole: EVA/Rubber with Carbon Insole  
Footbed: Removable, 2 x 5mm

## PerfectStride Free XL Hook/Loop Open Toe Series

Fully opening sandal.  
Carbon Spring System with gait control.



Black  
Code: MSSC010-\*Size

Size Range: 36-46 - Unisex  
Upper: Artificial Leather  
Lining: Textile  
Sole: EVA/Rubber with Carbon Insole  
Footbed: Removable, 2 x 5mm

# YDA Trainers

Available direct from UK stock in 5 days

YDA shoes stabilize and assist every step you take. The SPRING SYSTEM® inside the sole encourages a mechanical rolling motion and creates an upward thrust that improves the movement performance. YDA footwear stimulates foot and leg muscles, improves posture and the circulation, protects the foot from injury and reduces the most common foot pain. It is suitable for the management of the diabetic foot, whether or not at risk of developing foot ulcerations (Diabetes + Neuropathy and/or Vasculopathy) and Morton's Neuroma.

## YDA Black

Ladies  
Code: PH-YDA-WBS-\*Size  
Size Range: 35-41



Gents  
Code: PH-YDA-MBS-\*Size  
Size Range: 42-47

## YDA Blue

Ladies  
Code: PH-YDA-WBL-\*Size  
Size Range: 35-41



Gents  
Code: PH-YDA-MBL-\*Size  
Size Range: 42-47

## YDA Grey

Ladies  
Code: PH-YDA-WGY-\*Size  
Size Range: 35-41



Gents  
Code: PH-YDA-MGY-\*Size  
Size Range: 42-47

## YDA Cairn Powder Pink

Ladies  
Code: PH-YDA-CROSA\*Size  
Size Range: 36-41



## YDA Unisex

Ladies & Gents  
Code: PH-YDA-CBlack\*Size  
Size Range: 36-46



## YDA Measurement Guides

YDA Trainer Size Chart Ladies/Gents

| Size | Length (mm) | Joint Width (mm) | Joint Circ. (mm) | Toe Depth (mm) |
|------|-------------|------------------|------------------|----------------|
| 35   | 23.4        | 8.1              | 22.8             | 35             |
| 36   | 24          | 8.3              | 23.3             | 35             |
| 37   | 24.6        | 8.5              | 23.8             | 35             |
| 38   | 25.3        | 8.7              | 24.3             | 35             |
| 39   | 26          | 8.9              | 24.8             | 35             |
| 40   | 26.6        | 9.1              | 25.3             | 35             |
| 41   | 27.3        | 9.3              | 25.8             | 37             |
| 42   | 28          | 9.5              | 26.3             | 37             |
| 43   | 28.6        | 9.7              | 26.8             | 37             |
| 44   | 29.3        | 9.9              | 27.3             | 37             |
| 45   | 29.9        | 10.1             | 27.8             | 37             |
| 46   | 30.6        | 10.3             | 28.3             | 37             |
| 47   | 31.3        | 10.5             | 28.8             | 37             |

YDA MAC Footwear - Ladies

| Size | Length (mm) | Joint Width (mm) | Joint Circ. (mm) | Toe Depth (mm) |
|------|-------------|------------------|------------------|----------------|
| 36   | 24.5        | 8.6              | 24               | 37             |
| 37   | 25.2        | 8.8              | 24.5             | 37             |
| 38   | 25.8        | 8.9              | 25               | 37             |
| 39   | 26.5        | 9.1              | 25.5             | 37             |
| 40   | 27.2        | 9.2              | 26               | 37             |
| 41   | 27.8        | 9.4              | 26.5             | 37             |

# YDA MAC Footwear

Available direct from UK stock in 5 days

Protective footwear with propulsive semi-rigid sole to redistribute loads. MAC3 footwear comply with international guidelines for managing the at risk and high risk diabetic foot (diabetes + neuropathy and/or vasculopathy and/or deformity and/or pre-ulcerative signs).



## YDA MAC 3 Glitter

Ladies  
Code: PH-MAC-Glitter-\*Size  
Size Range: 36-41



## YDA MAC 3 Softy

Ladies  
Code: PH-MAC-SOFTY-\*Size  
Size Range: 36-41

# Fior & Gentz

## Stock Footwear



## Insole Set Available direct from UK stock

### Features

- Antimicrobial top cover
- Manufactured from EVA, providing different shore hardnesses:  
Grey = 46°    White = 23°    Antimicrobial = 28°

| Insole Set Standard |                         |                          | Insole Set Wide |                         |                          |
|---------------------|-------------------------|--------------------------|-----------------|-------------------------|--------------------------|
| Size                | Product Code (Left Set) | Product Code (Right Set) | Size            | Product Code (Left Set) | Product Code (Right Set) |
| 35                  | FO0053-35/L             | FO0053-35/R              | 35              | FO0054-35/L             | FO0054-35/R              |
| 36                  | FO0053-36/L             | FO0053-36/R              | 36              | FO0054-36/L             | FO0054-36/R              |
| 37                  | FO0053-37/L             | FO0053-37/R              | 37              | FO0054-37/L             | FO0054-37/R              |
| 38                  | FO0053-38/L             | FO0053-38/R              | 38              | FO0054-38/L             | FO0054-38/R              |
| 39                  | FO0053-39/L             | FO0053-39/R              | 39              | FO0054-39/L             | FO0054-39/R              |
| 40                  | FO0053-40/L             | FO0053-40/R              | 40              | FO0054-40/L             | FO0054-40/R              |
| 41                  | FO0053-41/L             | FO0053-41/R              | 41              | FO0054-41/L             | FO0054-41/R              |
| 42                  | FO0053-42/L             | FO0053-42/R              | 42              | FO0054-42/L             | FO0054-42/R              |
| 43                  | FO0053-43/L             | FO0053-43/R              | 43              | FO0054-43/L             | FO0054-43/R              |
| 44                  | FO0053-44/L             | FO0053-44/R              | 44              | FO0054-44/L             | FO0054-44/R              |
| 45                  | FO0053-45/L             | FO0053-45/R              | 45              | FO0054-45/L             | FO0054-45/R              |
| 46                  | FO0053-46/L             | FO0053-46/R              | 46              | FO0054-46/L             | FO0054-46/R              |
| 47                  | FO0053-47/L             | FO0053-47/R              | 47              | FO0054-47/L             | FO0054-47/R              |
| 48                  | FO0053-48/L             | FO0053-48/R              | 48              | FO0054-48/L             | FO0054-48/R              |
| 49                  | FO0053-49/L             | FO0053-49/R              | 49              | FO0054-49/L             | FO0054-49/R              |
| 50                  | FO0053-50/L             | FO0053-50/R              | 50              | FO0054-50/L             | FO0054-50/R              |



# Measurement Guide

## Standard (Flensburg, Erfurt Heidelberg and Leipzig)

| Size | Inner Shoe Dimensions (mm) |    |     |
|------|----------------------------|----|-----|
|      | A                          | B  | C   |
| 35   | 95                         | 66 | 227 |
| 36   | 96                         | 67 | 233 |
| 37   | 98                         | 68 | 239 |
| 38   | 100                        | 69 | 246 |
| 39   | 101                        | 70 | 251 |
| 40   | 102                        | 71 | 257 |
| 41   | 105                        | 73 | 266 |
| 42   | 107                        | 74 | 272 |
| 43   | 108                        | 75 | 280 |
| 44   | 109                        | 75 | 288 |
| 45   | 111                        | 76 | 292 |
| 46   | 112                        | 77 | 299 |
| 47   | 113                        | 78 | 304 |
| 48   | 114                        | 79 | 310 |
| 49   | 116                        | 80 | 315 |
| 50   | 118                        | 81 | 320 |

## Standard (Dresden, Kassel and Nürnberg)

| Size | Inner Shoe Dimensions (mm) |    |     |
|------|----------------------------|----|-----|
|      | A                          | B  | C   |
| 35   | 93                         | 63 | 239 |
| 36   | 94                         | 63 | 243 |
| 37   | 95                         | 65 | 248 |
| 38   | 96                         | 66 | 256 |
| 39   | 99                         | 67 | 264 |
| 40   | 100                        | 69 | 268 |
| 41   | 102                        | 70 | 272 |
| 42   | 104                        | 70 | 280 |
| 43   | 105                        | 70 | 290 |
| 44   | 108                        | 72 | 295 |
| 45   | 108                        | 73 | 300 |
| 46   | 110                        | 75 | 306 |
| 47   | 113                        | 75 | 315 |
| 48   | 113                        | 77 | 317 |

## Wide (Flensburg and Erfurt)

| Size | Inner Shoe Dimensions (mm) |    |     |
|------|----------------------------|----|-----|
|      | A                          | B  | C   |
| 35   | 105                        | 69 | 233 |
| 36   | 107                        | 69 | 240 |
| 37   | 109                        | 70 | 245 |
| 38   | 110                        | 71 | 250 |
| 39   | 111                        | 72 | 255 |
| 40   | 112                        | 73 | 260 |
| 41   | 112                        | 74 | 268 |
| 42   | 113                        | 75 | 273 |
| 43   | 115                        | 76 | 283 |
| 44   | 120                        | 77 | 290 |
| 45   | 123                        | 78 | 295 |
| 46   | 123                        | 78 | 301 |
| 47   | 125                        | 81 | 307 |
| 48   | 126                        | 82 | 315 |
| 49   | 129                        | 84 | 321 |
| 50   | 130                        | 85 | 328 |

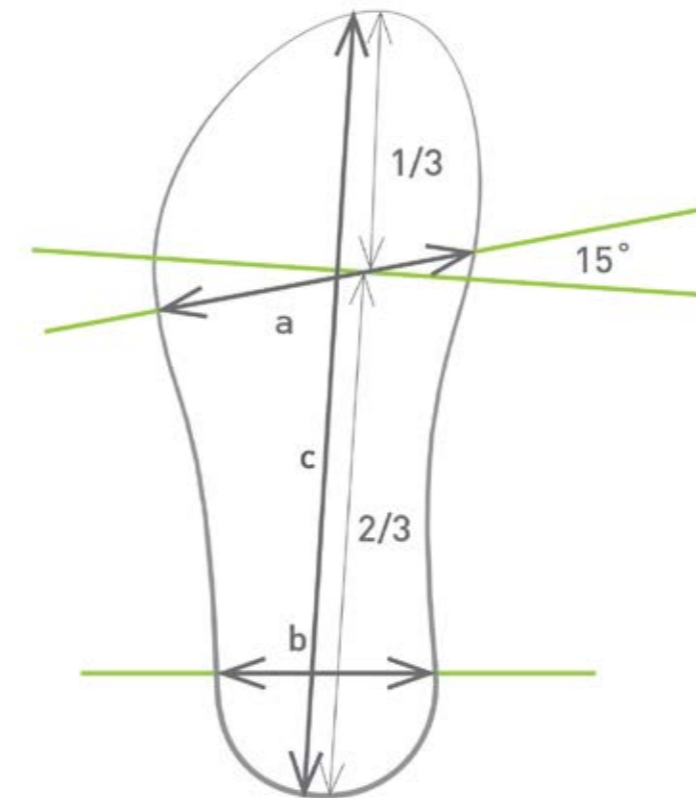
## Wide (Dresden, Kassel and Nürnberg)

| Size | Inner Shoe Dimensions (mm) |    |     |
|------|----------------------------|----|-----|
|      | A                          | B  | C   |
| 35   | 103                        | 67 | 243 |
| 36   | 104                        | 68 | 247 |
| 37   | 105                        | 70 | 254 |
| 38   | 108                        | 70 | 259 |
| 39   | 109                        | 71 | 264 |
| 40   | 109                        | 71 | 270 |
| 41   | 110                        | 72 | 276 |
| 42   | 111                        | 73 | 283 |
| 43   | 113                        | 74 | 288 |
| 44   | 115                        | 75 | 295 |
| 45   | 117                        | 76 | 301 |
| 46   | 118                        | 78 | 308 |
| 47   | 120                        | 80 | 313 |
| 48   | 122                        | 82 | 318 |

## EVA Insole Set

- Manufactured from EVA, providing different shore hardnesses:  
Black = 40    Grey = 25    White = 50

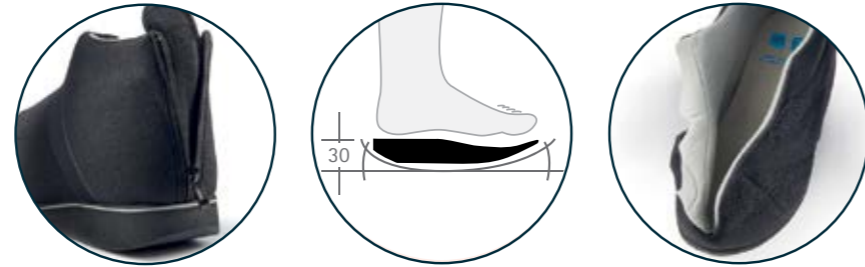
| Insole Set Standard<br>(Fits Flensburg, Heidelberg<br>Leipzig, Kassel and Nurnberg) |              | Insole Set Wide<br>(Fits Erfurt, Flensburg, Dresden,<br>Leipzig, Kassel, Nurnberg) |              |
|---|--------------|--|--------------|
| Size  | Product Code | Size   | Product Code |
| 35  | FO0033-35    | 35   | FO0034-35    |
| 36  | FO0033-36    | 36   | FO0034-36    |
| 37  | FO0033-37    | 37   | FO0034-37    |
| 38  | FO0033-38    | 38   | FO0034-38    |
| 39  | FO0033-39    | 39   | FO0034-39    |
| 40  | FO0033-40    | 40   | FO0034-40    |
| 41  | FO0033-41    | 41   | FO0034-41    |
| 42  | FO0033-42    | 42   | FO0034-42    |
| 43  | FO0033-43    | 43   | FO0034-43    |
| 44  | FO0033-44    | 44   | FO0034-44    |
| 45  | FO0033-45    | 45   | FO0034-45    |
| 46  | FO0033-46    | 46   | FO0034-46    |
| 47  | FO0033-47    | 47   | FO0034-47    |
| 48  | FO0033-48    | 48   | FO0034-48    |
| 49  | FO0033-49    | 49   | FO0034-49    |
| 50  | FO0033-50    | 50   | FO0034-50    |



## Flensberg Available direct from UK stock

### Features

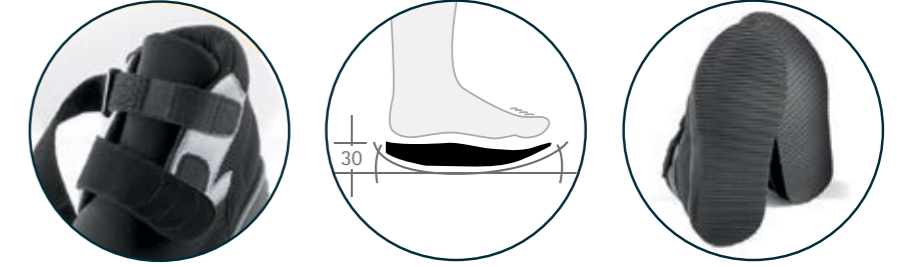
- Asymmetric, spacious diabetic shoe
- Available in standard and wide fittings
- Dorsal zip allows donning and doffing without using the hook and loop fasteners.
- Integrated toe cap for additional stability and protection
- 30mm thick, rigid and extra strong rocker bottom sole with pitch prevents flexion of the metatarsophalangeal joints, ensuring the patient's foot is stabilised and immobilised
- Each shoe is supplied with three 5mm thick EVA insoles (STANDARD FO0053-XX and WIDE FO0054-XX). The top insole has an antimicrobial coating. The insoles can be used as an interim solution for pressure relief until being replaced with a diabetic foot orthotic.



## Dresden Available direct from UK stock

### Features

- Asymmetric, spacious diabetic shoe
- Available in standard and wide fittings
- The firm outer fabric can be separated from the soft inner fabric to eliminate possible pressure points
- 30mm thick, rigid and extra strong rocker bottom sole with pitch prevents flexion of the metatarsophalangeal joints, ensuring the patient's foot is stabilised and immobilised
- Supplied with a cutting template but without insoles. If insoles are required please see insole sets on page 22



| Flensberg Standard |                     |                      |
|--------------------|---------------------|----------------------|
| Size               | Product Code (Left) | Product Code (Right) |
| 35                 | TS5311-35/L         | TS5311-35/R          |
| 36                 | TS5311-36/L         | TS5311-36/R          |
| 37                 | TS5311-37/L         | TS5311-37/R          |
| 38                 | TS5311-38/L         | TS5311-38/R          |
| 39                 | TS5311-39/L         | TS5311-39/R          |
| 40                 | TS5311-40/L         | TS5311-40/R          |
| 41                 | TS5311-41/L         | TS5311-41/R          |
| 42                 | TS5311-42/L         | TS5311-42/R          |
| 43                 | TS5311-43/L         | TS5311-43/R          |
| 44                 | TS5311-44/L         | TS5311-44/R          |
| 45                 | TS5311-45/L         | TS5311-45/R          |
| 46                 | TS5311-46/L         | TS5311-46/R          |
| 47                 | TS5311-47/L         | TS5311-47/R          |
| 48                 | TS5311-48/L         | TS5311-48/R          |
| 49                 | TS5311-49/L         | TS5311-49/R          |
| 50                 | TS5311-50/L         | TS5311-50/R          |

| Flensberg Wide |                     |                      |
|----------------|---------------------|----------------------|
| Size           | Product Code (Left) | Product Code (Right) |
| 35             | TS5911-35/L         | TS5911-35/R          |
| 36             | TS5911-36/L         | TS5911-36/R          |
| 37             | TS5911-37/L         | TS5911-37/R          |
| 38             | TS5911-38/L         | TS5911-38/R          |
| 39             | TS5911-39/L         | TS5911-39/R          |
| 40             | TS5911-40/L         | TS5911-40/R          |
| 41             | TS5911-41/L         | TS5911-41/R          |
| 42             | TS5911-42/L         | TS5911-42/R          |
| 43             | TS5911-43/L         | TS5911-43/R          |
| 44             | TS5911-44/L         | TS5911-44/R          |
| 45             | TS5911-45/L         | TS5911-45/R          |
| 46             | TS5911-46/L         | TS5911-46/R          |
| 47             | TS5911-47/L         | TS5911-47/R          |
| 48             | TS5911-48/L         | TS5911-48/R          |
| 49             | TS5911-49/L         | TS5911-49/R          |
| 50             | TS5911-50/L         | TS5911-50/R          |

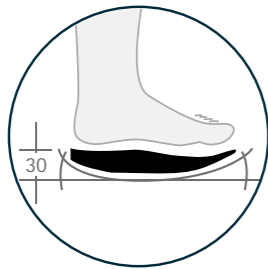
| Dresden Standard |                     |                      |
|------------------|---------------------|----------------------|
| Size             | Product Code (Left) | Product Code (Right) |
| 35               | TS5811-35/L         | TS5811-35/R          |
| 36               | TS5811-36/L         | TS5811-36/R          |
| 37               | TS5811-37/L         | TS5811-37/R          |
| 38               | TS5811-38/L         | TS5811-38/R          |
| 39               | TS5811-39/L         | TS5811-39/R          |
| 40               | TS5811-40/L         | TS5811-40/R          |
| 41               | TS5811-41/L         | TS5811-41/R          |
| 42               | TS5811-42/L         | TS5811-42/R          |
| 43               | TS5811-43/L         | TS5811-43/R          |
| 44               | TS5811-44/L         | TS5811-44/R          |
| 45               | TS5811-45/L         | TS5811-45/R          |
| 46               | TS5811-46/L         | TS5811-46/R          |
| 47               | TS5811-47/L         | TS5811-47/R          |
| 48               | TS5811-48/L         | TS5811-48/R          |

| Dresden Wide |                     |                      |
|--------------|---------------------|----------------------|
| Size         | Product Code (Left) | Product Code (Right) |
| 35           | TS5411-35/L         | TS5411-35/R          |
| 36           | TS5411-36/L         | TS5411-36/R          |
| 37           | TS5411-37/L         | TS5411-37/R          |
| 38           | TS5411-38/L         | TS5411-38/R          |
| 39           | TS5411-39/L         | TS5411-39/R          |
| 40           | TS5411-40/L         | TS5411-40/R          |
| 41           | TS5411-41/L         | TS5411-41/R          |
| 42           | TS5411-42/L         | TS5411-42/R          |
| 43           | TS5411-43/L         | TS5411-43/R          |
| 44           | TS5411-44/L         | TS5411-44/R          |
| 45           | TS5411-45/L         | TS5411-45/R          |
| 46           | TS5411-46/L         | TS5411-46/R          |
| 47           | TS5411-47/L         | TS5411-47/R          |
| 48           | TS5411-48/L         | TS5411-48/R          |

## Nürnberg Available direct from UK stock

### Features

- Asymmetric, spacious diabetic shoe
- Available in standard and wide fittings
- The firm outer fabric can be separated from the soft inner fabric to avoid possible pressure points
- 30mm thick, rigid and extra strong rocker bottom sole with pitch prevents flexion of the metatarsophalangeal joints, ensuring the patient's foot is stabilised and immobilised
- Supplied with a cutting template but without insoles. If insoles are required please see insole sets on page 22.



### Nürnberg Standard

| Size | Product Code (Left) | Product Code (Right) |
|------|---------------------|----------------------|
| 35   | TS4311-35/L         | TS4311-35/R          |
| 36   | TS4311-36/L         | TS4311-36/R          |
| 37   | TS4311-37/L         | TS4311-37/R          |
| 38   | TS4311-38/L         | TS4311-38/R          |
| 39   | TS4311-39/L         | TS4311-39/R          |
| 40   | TS4311-40/L         | TS4311-40/R          |
| 41   | TS4311-41/L         | TS4311-41/R          |
| 42   | TS4311-42/L         | TS4311-42/R          |
| 43   | TS4311-43/L         | TS4311-43/R          |
| 44   | TS4311-44/L         | TS4311-44/R          |
| 45   | TS4311-45/L         | TS4311-45/R          |
| 46   | TS4311-46/L         | TS4311-46/R          |
| 47   | TS4311-47/L         | TS4311-47/R          |
| 48   | TS4311-48/L         | TS4311-48/R          |

### Nürnberg Wide

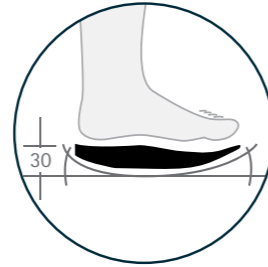
| Size | Product Code (Left) | Product Code (Right) |
|------|---------------------|----------------------|
| 35   | TS4411-35/L         | TS4411-35/R          |
| 36   | TS4411-36/L         | TS4411-36/R          |
| 37   | TS4411-37/L         | TS4411-37/R          |
| 38   | TS4411-38/L         | TS4411-38/R          |
| 39   | TS4411-39/L         | TS4411-39/R          |
| 40   | TS4411-40/L         | TS4411-40/R          |
| 41   | TS4411-41/L         | TS4411-41/R          |
| 42   | TS4411-42/L         | TS4411-42/R          |
| 43   | TS4411-43/L         | TS4411-43/R          |
| 44   | TS4411-44/L         | TS4411-44/R          |
| 45   | TS4411-45/L         | TS4411-45/R          |
| 46   | TS4411-46/L         | TS4411-46/R          |
| 47   | TS4411-47/L         | TS4411-47/R          |
| 48   | TS4411-48/L         | TS4411-48/R          |



## Kassel Available direct from UK stock

### Features

- Asymmetric, spacious diabetic shoe
- Available in standard and wide fittings
- The firm outer fabric can be separated from the soft inner fabric to avoid possible pressure points
- Protective forefoot cap can be attached to the toe area to keep the foot dry and warm
- 30mm thick, rigid and extra strong rocker bottom sole with pitch prevents flexion of the metatarsophalangeal joints, ensuring the patient's foot is stabilised and immobilised
- Supplied with a cutting template but without insoles. If insoles are required please see insole sets on page 22.



## Protective Forefoot Cap Available direct from UK stock

### Features

- Easily attached to Kassel Standard and Wide
- Keeps the foot dry and warm

### Protective Forefoot Cap

| Size  | Product Code | Size  | Product Code |
|-------|--------------|-------|--------------|
| 35-36 | FO9520-XXS   | 43-44 | FO9520-L     |
| 37-38 | FO9520-XS    | 45-46 | FO9520-XL    |
| 39-40 | FO9520-S     | 47-48 | FO9520-XXL   |
| 41-42 | FO9520-M     | 49-50 | FO9520-XXXL  |



## Bremen Available direct from UK stock

Particularly suited for patients with wounds at the foot/forefoot area on the sole of the foot.

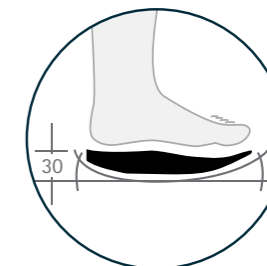
### Features

- Spacious post-op shoe with a generous instep fastener for easier donning and doffing
- Integrated toe cap for added stability and protection
- Universal, fits left or right
- 30mm thick, rigid and extra strong rocker bottom sole with pitch
- Supplied with an antimicrobial coated EVA insole (FO0064-XX)



### Bremen

| Size | Inner Shoe Dimensions |     | Product Code |
|------|-----------------------|-----|--------------|
|      | A                     | C   |              |
| XXS  | 89                    | 209 | TS1151-XXS   |
| XS   | 92                    | 230 | TS1151-XS    |
| S    | 100                   | 236 | TS1151-S     |
| M    | 102                   | 254 | TS1151-M     |
| L    | 106                   | 268 | TS1151-L     |
| XL   | 109                   | 285 | TS1151-XL    |
| XXL  | 110                   | 301 | TS1151-XXL   |



### Kassel Standard

| Size | Product Code (Left) | Product Code (Right) |
|------|---------------------|----------------------|
| 35   | TS5421-35/L         | TS5421-35/R          |
| 36   | TS5421-36/L         | TS5421-36/R          |
| 37   | TS5421-37/L         | TS5421-37/R          |
| 38   | TS5421-38/L         | TS5421-38/R          |
| 39   | TS5421-39/L         | TS5421-39/R          |
| 40   | TS5421-40/L         | TS5421-40/R          |
| 41   | TS5421-41/L         | TS5421-41/R          |
| 42   | TS5421-42/L         | TS5421-42/R          |
| 43   | TS5421-43/L         | TS5421-43/R          |
| 44   | TS5421-44/L         | TS5421-44/R          |
| 45   | TS5421-45/L         | TS5421-45/R          |
| 46   | TS5421-46/L         | TS5421-46/R          |
| 47   | TS5421-47/L         | TS5421-47/R          |
| 48   | TS5421-48/L         | TS5421-48/R          |

### Kassel Wide

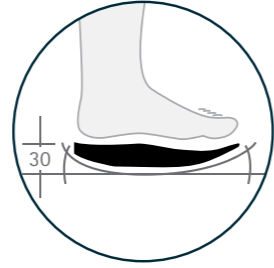
| Size | Product Code (Left) | Product Code (Right) |
|------|---------------------|----------------------|
| 35   | TS5321-35/L         | TS5321-35/R          |
| 36   | TS5321-36/L         | TS5321-36/R          |
| 37   | TS5321-37/L         | TS5321-37/R          |
| 38   | TS5321-38/L         | TS5321-38/R          |
| 39   | TS5321-39/L         | TS5321-39/R          |
| 40   | TS5321-40/L         | TS5321-40/R          |
| 41   | TS5321-41/L         | TS5321-41/R          |
| 42   | TS5321-42/L         | TS5321-42/R          |
| 43   | TS5321-43/L         | TS5321-43/R          |
| 44   | TS5321-44/L         | TS5321-44/R          |
| 45   | TS5321-45/L         | TS5321-45/R          |
| 46   | TS5321-46/L         | TS5321-46/R          |
| 47   | TS5321-47/L         | TS5321-47/R          |
| 48   | TS5321-48/L         | TS5321-48/R          |

## Erfurt Available direct from UK stock

Particularly suited for patients with wounds at the foot/forefoot area on the sole of the foot, swellings or joint pain. Also suitable for those who need a closed shoe with a fastener system offering wider, more generous opening and a tall shaft.

### Features

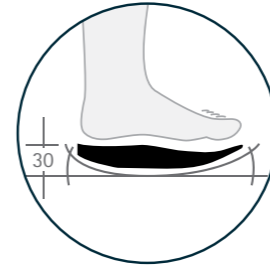
- Asymmetric, spacious post-op shoe with a generous instep fastener
- Available in standard and wide fittings
- Dorsal zip for easier donning and doffing
- Integrated toe cap for added stability and protection
- 30mm thick, rigid and extra strong rocker bottom sole with pitch
- Supplied with three 5mm thick antimicrobial coated EVA insoles (Standard FO0053-XX and Wide FO0054-XX)



## Leipzig Available direct from UK stock

### Features

- Asymmetric, spacious diabetic shoe
- Hook and loop fasteners, and dorsal zip, facilitate generously wide opening for easier donning and doffing
- Integrated toe cap for more stability and protection in the toe area
- 30mm thick, flexible sole with pitch supports a natural heel to toe movement while walking
- Supplied with three 5mm thick antimicrobial coated EVA insoles (FO0053-XX)



### Erfurt Standard

| Size | Product Code (Left) | Product Code (Right) |
|------|---------------------|----------------------|
| 35   | TS5310-35/L         | TS5310-35/R          |
| 36   | TS5310-36/L         | TS5310-36/R          |
| 37   | TS5310-37/L         | TS5310-37/R          |
| 38   | TS5310-38/L         | TS5310-38/R          |
| 39   | TS5310-39/L         | TS5310-39/R          |
| 40   | TS5310-40/L         | TS5310-40/R          |
| 41   | TS5310-41/L         | TS5310-41/R          |
| 42   | TS5310-42/L         | TS5310-42/R          |
| 43   | TS5310-43/L         | TS5310-43/R          |
| 44   | TS5310-44/L         | TS5310-44/R          |
| 45   | TS5310-45/L         | TS5310-45/R          |
| 46   | TS5310-46/L         | TS5310-46/R          |
| 47   | TS5310-47/L         | TS5310-47/R          |
| 48   | TS5310-48/L         | TS5310-48/R          |
| 49   | TS5310-49/L         | TS5310-49/R          |
| 50   | TS5310-50/L         | TS5310-50/R          |

### Erfurt Wide

| Size | Product Code (Left) | Product Code (Right) |
|------|---------------------|----------------------|
| 35   | TS5410-35/L         | TS5410-35/R          |
| 36   | TS5410-36/L         | TS5410-36/R          |
| 37   | TS5410-37/L         | TS5410-37/R          |
| 38   | TS5410-38/L         | TS5410-38/R          |
| 39   | TS5410-39/L         | TS5410-39/R          |
| 40   | TS5410-40/L         | TS5410-40/R          |
| 41   | TS5410-41/L         | TS5410-41/R          |
| 42   | TS5410-42/L         | TS5410-42/R          |
| 43   | TS5410-43/L         | TS5410-43/R          |
| 44   | TS5410-44/L         | TS5410-44/R          |
| 45   | TS5410-45/L         | TS5410-45/R          |
| 46   | TS5410-46/L         | TS5410-46/R          |
| 47   | TS5410-47/L         | TS5410-47/R          |
| 48   | TS5410-48/L         | TS5410-48/R          |
| 49   | TS5410-49/L         | TS5410-49/R          |
| 50   | TS5410-50/L         | TS5410-50/R          |

### Leipzig

| Size | Product Code (Left) | Product Code (Right) |
|------|---------------------|----------------------|
| 35   | TS5512-35/L         | TS5512-35/R          |
| 36   | TS5512-36/L         | TS5512-36/R          |
| 37   | TS5512-37/L         | TS5512-37/R          |
| 38   | TS5512-38/L         | TS5512-38/R          |
| 39   | TS5512-39/L         | TS5512-39/R          |
| 40   | TS5512-40/L         | TS5512-40/R          |
| 41   | TS5512-41/L         | TS5512-41/R          |
| 42   | TS5512-42/L         | TS5512-42/R          |
| 43   | TS5512-43/L         | TS5512-43/R          |
| 44   | TS5512-44/L         | TS5512-44/R          |
| 45   | TS5512-45/L         | TS5512-45/R          |
| 46   | TS5512-46/L         | TS5512-46/R          |
| 47   | TS5512-47/L         | TS5512-47/R          |
| 48   | TS5512-48/L         | TS5512-48/R          |
| 49   | TS5512-49/L         | TS5512-49/R          |
| 50   | TS5512-50/L         | TS5512-50/R          |

## Heidelberg Available direct from UK stock

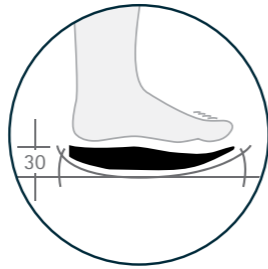
### Features

- Asymmetric, spacious diabetic shoe
- Provides a variable volume
- Partially flexible upper fabric is elastic and adapts to different demands on space
- 30mm thick, flexible sole with pitch supports a natural heel to toe movement while walking
- Supplied with three 5mm thick antimicrobial coated EVA insoles (FO0053-XX)



### Heidelberg

| Size | Product Code (Left) | Product Code (Right) |
|------|---------------------|----------------------|
| 35   | TS4552-35/L         | TS4552-35/R          |
| 36   | TS4552-36/L         | TS4552-36/R          |
| 37   | TS4552-37/L         | TS4552-37/R          |
| 38   | TS4552-38/L         | TS4552-38/R          |
| 39   | TS4552-39/L         | TS4552-39/R          |
| 40   | TS4552-40/L         | TS4552-40/R          |
| 41   | TS4552-41/L         | TS4552-41/R          |
| 42   | TS4552-42/L         | TS4552-42/R          |
| 43   | TS4552-43/L         | TS4552-43/R          |
| 44   | TS4552-44/L         | TS4552-44/R          |
| 45   | TS4552-45/L         | TS4552-45/R          |
| 46   | TS4552-46/L         | TS4552-46/R          |
| 47   | TS4552-47/L         | TS4552-47/R          |
| 48   | TS4552-48/L         | TS4552-48/R          |
| 49   | TS4552-49/L         | TS4552-49/R          |
| 50   | TS4552-50/L         | TS4552-50/R          |



**Camino**  
Modular  
Collection



# Modular Measurement Guide

## Measuring Guide

All measurements should be taken with the patient sitting down.

### 1. Foot length

Use the Camino foot measuring stick to measure the length of the foot.

### 2. Joint width

The joint width is taken obliquely across the foot from the first to the fifth metatarsal joints at the widest point.

### 3-5. Joint, instep and ankle circumferences

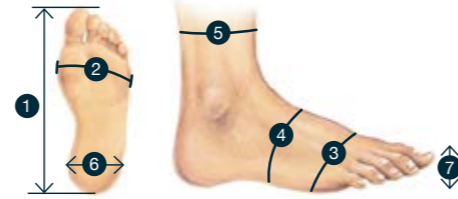
The tape should be pulled tightly enough to compress the tissues a little and then released sufficiently to allow the normal elasticity of the tissue to bring the tape back to the correct measurement tension. The leg circumference should be taken at the correct height. See table on pages 74 and 75.

### 6. Heel width

The heel width measurement should be taken at the widest part of the heel.

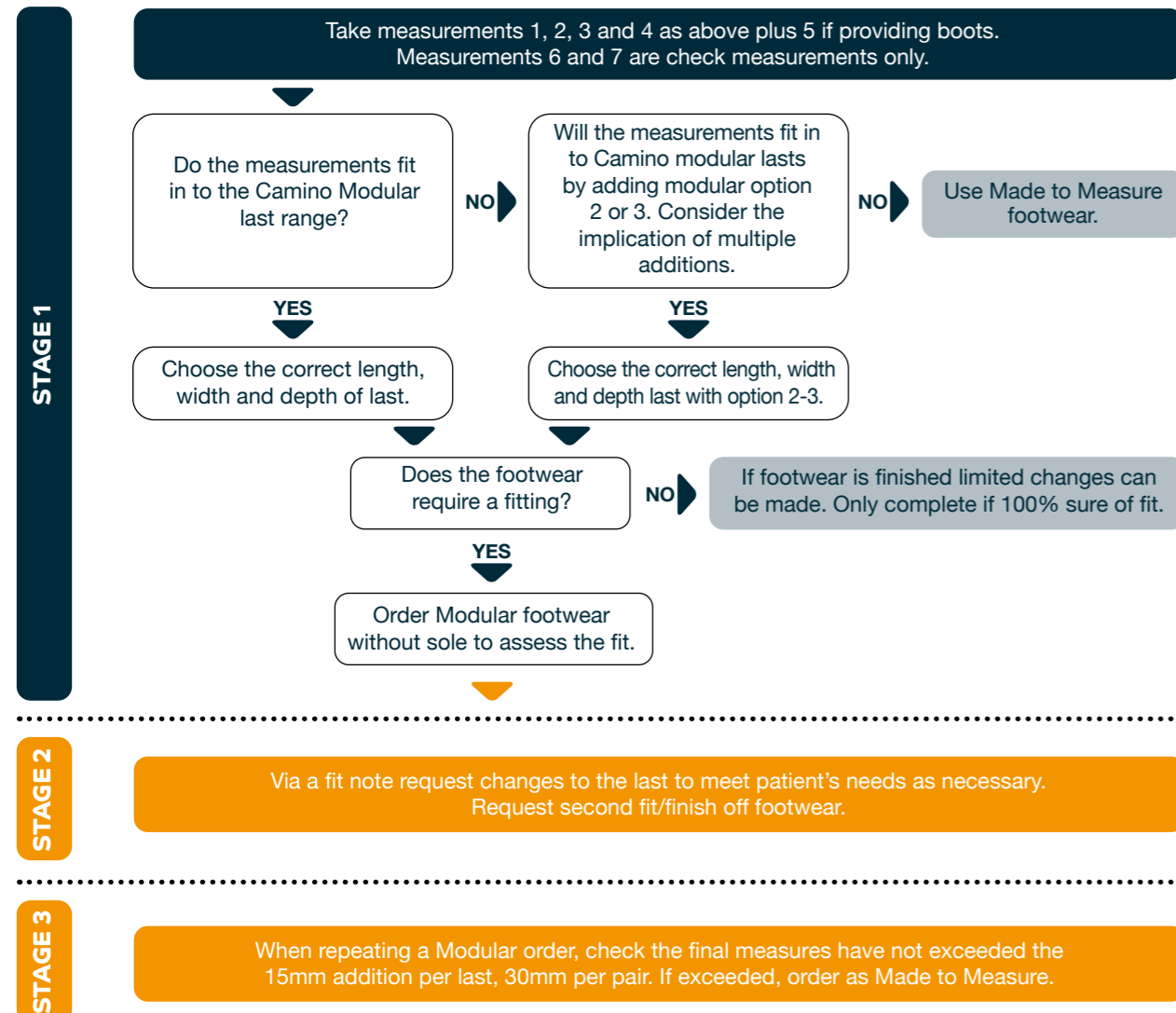
### 7. Toe depth

Use the measuring stick to measure the toe depth.



1. Foot length
2. Joint width
3. Joint circumference
4. Instep circumference
5. Leg circumference (boots only)
6. Heel width
7. Toe depth

## Stock/Modular Footwear Measurement Process



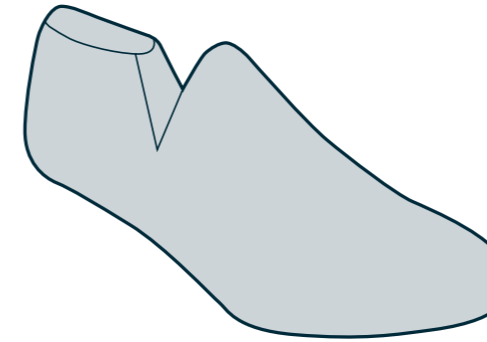
# Modular Last Additions

All additions must be in multiples of 3mm only, e.g 3mm, 6mm, 9mm, 12mm and 15mm, except when an increase in length is requested. 4mm for half a size and 8mm for a full size. A round toe last is used as default. A square toe last has a straightened medial border providing more room for the hallux. Please note that stock lasts can only have additions added to them, they cannot be reduced in dimension.

## Option 1

### Standard Shoe

Any standard last, without modifications to last or upper, with a choice of shoes and boots.

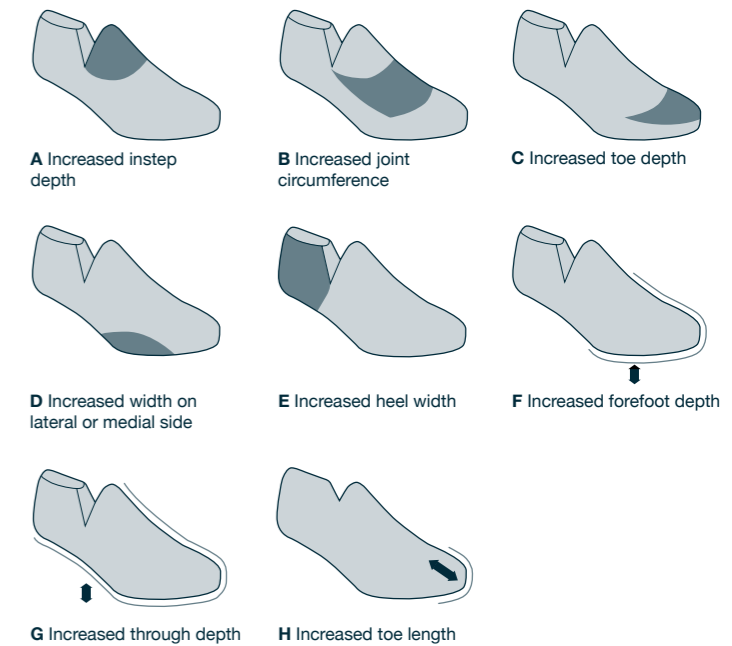


## Option 2

### CA0100

Any one single modification per last as illustrated below.

**Not to exceed 6mm per last.**



## Further Options

Special pattern changes can be requested to make modifications to the upper to improve the overall fit i.e lower under ankle section or lower opening .

|                        |        |
|------------------------|--------|
| Special pattern change | CA0103 |
| Square toe option      | CA0105 |
| Commando sole unit     | CA0106 |

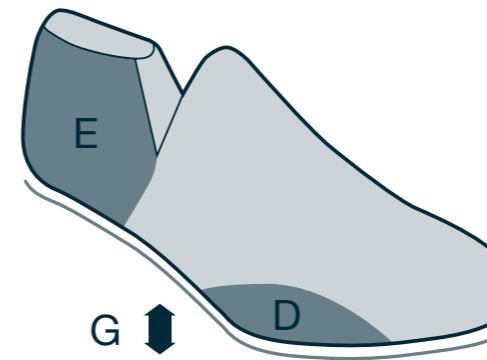
Footwear ordered that exceeds the specifications detailed in Option 3 will be treated as Made to Measure footwear and charged accordingly.

## Option 3

### CA0102

Several modifications in multiples of 3mm, 6mm, 9mm or 12mm. Allows you to choose any combination of modifications as illustrated in below.

Not to exceed 15mm per last.



|  |        |
|--|--------|
| Example: D Increased width on lateral or medial side | = 6mm  |
| E Increased heel width                               | = 3mm  |
| G Increased through depth                            | = 6mm  |
| Total  | = 15mm |

Footwear can be supplied with up to 3 x 3mm shock absorbing insoles maximum. Please state the number required on your order form.



# Materials

Camino footwear is manufactured from the finest quality materials available.

**Calf leather** has a fine smooth grain. It is soft but sturdy and is suitable for most default footwear.

**Diabetic soft leather** is a thinned calf, making it softer and more supple than standard calf. It is not suitable for use with stiffeners and for patients requiring strong sturdy footwear.

**Distressed leather** is a strong, thicker leather than calf and suitable for the manufacture of more durable footwear. The distressed leather is smooth in appearance.

**Sicilana leather** is a thick leather but is soft and supple due to the tanning process producing a grained finish.

**Strong leather** is the strongest and most durable leather in our range and is ideal for moisture resistance.

**Nubuck leather** has a softer appearance due to the buffed surface but is a robust material with good longevity. It cannot be polished but can be cleaned like suede.

**Stretch leather** can be used for aprons and side panels on certain styles. It is made from natural leather. Stretch leather cannot be used to manufacture a full vamp or full shoe.

## Leather thickness.

Ladies and Gents shoes/boots are manufactured in calf leather, which is 1.4 - 1.6mm thickness. The thickness of Strong Leather, Distressed Leather Val, Nubuck and Siciliana leathers is 1.8 - 2mm. Soft leather is 1.2 - 1.4mm thick.

Please note that the thickness is not the only value that determines the strength of leather; leathers of the same thickness can offer very different properties due to the different tanning processes which break the fibers changing the malleability.

## Synthetic upper materials.

Neoprene can be used to manufacture the apron on some styles to provide a soft stretchy upper. Ideal for painful deformed toes.

**Vegan synthetic leathers** meet the standards as set out and certified by Inescop.

**Corduroy Uppers** are only available on house shoes and will have a fabric lining which will be matched to the colour of the corduroy. Corduroy is a durable cloth textile with a raised parallel cord effect.

**Toe Puffs** stiffen and retain the toe box shape of the footwear.

Three types of toe puffs are available for Made to Measure and Modular footwear:

1. Standard toe puffs are the default and are used in most footwear types, stiffening a larger part of the toe area at the sides and over the dorsum.
2. Winged toe puffs do not extend over the top of the second, third and fourth toes and are ideal for sensitive feet and clawed toes.
3. Rimmed toe puffs hold the front of the shoe up but do not extend back over the dorsum of the toes or along the sides of the toe box. They should only be used when feet are very sensitive or deformities are irritated by an alternative toe puff.

**Heel stiffeners** help to maintain the shape and strength at the rear part of the footwear.

A standard heel stiffener covers the medial and lateral sides of the heel and is joined at the back.

Extended heel stiffeners extend along the medial, lateral or both sides of the foot to behind the joint area

High stiffeners provide additional strength on the medial, lateral or both sides of a boot. As default the height will be to below the collar. Other heights can be specified.

Toe puffs and heel stiffeners are made from a synthetic material as default. The material can be doubled for increased strength.

Custom heel stiffeners and toe puffs can be specified in Made to Measure footwear made from different materials.




# Leather Options

The Camino Collection is manufactured using only the finest quality leather and materials. Please note that actual colours may vary slightly from the illustrated colour tiles.


## Calf Leather




## Diabetic Softee Leather



## Nubuck




## Strong Leather



## Distressed Leather Val



## Siciliana Leather



## Vegan Synthetic Leather



# Panel Options for Specified Styles

## Stretch Leather



Black Pielax    Navy Pielax    Dark Brown Pielax    Black Ante-Tejus    Ante Cobra Black    Halley Black



Anteraiz    Ante Cobra Marron    Polisandro Ante-Tejus    Vanilla Ante -Tejus    Ante Cobra Vanilla    Viventi Black-Grey

## Neoprene



Black    Navy    Dark Brown    Taupe    Burgundy

## Cordura



Black    Navy    Silver    Taupe

## Linings



Plush Black    Plush Brown    Plush Beige    Leather Brown    Leather Grey



Black Sheepskin Synthetic    White Sheepskin Synthetic    Leather Beige    Leather White

## Corduroy

Only available for house shoes. The lining colour will match the upper.



Black    Navy    Brown    Grey    Gold

# Sole Unit and Punch Pattern Options

## Modular and Made to Measure Sole Unit Options



### OPTION 1

#### Separate Sole and Heel

Pyramid EVA midsole with textured rubber top piece. Heel height 22mm as default at mid-heel with a 2mm +/- tolerance, size dependent. Fore part height 8mm.



### OPTION 2

#### Semi Wedge

Pyramid EVA midsole with lightweight rubber top piece and semi wedge heel. Heel height 22mm as default at mid-heel with a 2mm +/- tolerance, size dependent. Fore part height 6mm.



### OPTION 3

#### Through Sole Unit

Pyramid EVA midsole with textured rubber top piece. Heel height 22mm as default at mid-heel with a 2mm +/- tolerance, size dependent. Fore part height 5mm.



### OPTION 4

#### Commando Sole Unit

EVA/rubber midsole. Heel height 25mm as default at mid-heel with a 2mm +/- tolerance, size dependent. Fore part height 10mm. Available in:  
**A) Light Weight**  
**B) Heavy Weight**  
**C) Heavy Weight Through Sole**



### OPTION 5

#### Semi Wedge Textured

EVA midsole with textured rubber top piece and semi wedge heel. Heel height 22mm as default at mid-heel with a 2mm +/- tolerance, size dependent. Fore part height 5mm.



### OPTION 6

#### Separate Sole and Heel Textured


EVA midsole with textured rubber top piece. Heel height 22mm as default at mid-heel with a 2mm +/- tolerance, size dependent. Fore part height 5mm.



### OPTION 7

#### Trainer Sole Unit With Negative Heel

Light weight flexible textured construction with good grip. Available in Black/White. Heel height 22mm as default at mid-heel with a 2mm +/- tolerance, size dependent. Fore part height 5mm.



### OPTION 8

#### Non Standard Sole Unit

This option can be manufactured as a Separate Sole and Heel, Semi Wedge or Through Sole Unit. This can be manufactured from a variety of materials. Please specify on your order.

## Punch Pattern Options

Only use punch patterns on 2nd issue footwear onwards, when the fitting is 100% confirmed. This reduces the chance of it being pulled off centre after adjustments are made. Punch pattern cannot be added at fitting.



Ladies Pattern 1



Ladies Pattern 2



Ladies Pattern 3



Ladies Pattern 4



Ladies Pattern 5



Gents Pattern 1



Gents Pattern 2



Gents Pattern 3



Gents Pattern 4

## Mock Welt

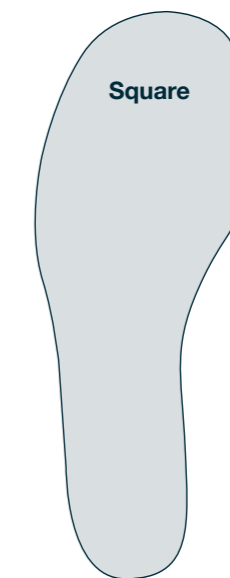


Gents Welt

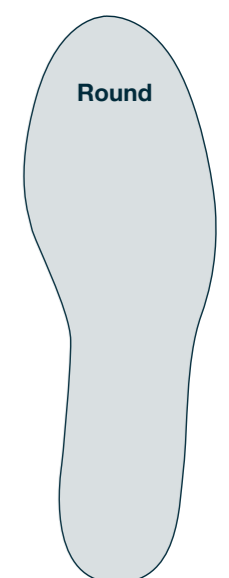


Ladies Welt

## Toe Shapes



Square



Round

# Camino Unisex House Collection



## Camino **Unisex House** Collection

### Tranquil (Product Code CA0079V)

Tranquil is a house shoe available with a low opening with a lay over hook and loop fastening.

- Tips:**
1. The soft corduroy fabric makes this shoe ideal for indoor use.
  2. This low opening shoe is ideal for feet with variable oedema and when easy access is required.
  3. Punch patterns cannot be added on the vamp.

**Fastenings:** Available in lay on hook and loop

**Materials:** Corduroy upper only

**Sole Units:** All



Shown in  
Grey

### Relax (Product Code CA0080V)

Relax is a house shoe available with a standard opening with either a lay over or reverse pull hook and loop fastening.

- Tips:**
1. The soft corduroy fabric makes this shoe ideal for indoor use.
  2. Punch patterns cannot be added on the vamp.

**Fastenings:** Available in reverse pull or lay on hook and loop

**Materials:** Corduroy upper only

**Sole Units:** All



Shown in  
Navy

### Calm (Product Code CA0081V)

Calm is a house shoe available with a low opening with either a leather lay over or reverse pull hook and loop fastening.

- Tips:**
1. The soft corduroy fabric makes this shoe ideal for indoor use.
  2. Punch patterns cannot be added on the vamp.

**Fastenings:** Available in reverse pull or lay on hook and loop

**Materials:** Corduroy upper only

**Sole Units:** All



Shown in  
Gold



# Ladies Camino Modular Collection

All styles in this section are manufactured as illustrated. If there are to be any changes to the upper design or quantity of straps required then a special pattern change will need to be requested at the point of ordering.

# Ladies Camino Modular Collection

## Coral (Product Code Lace CA0007L, Hook & Loop CA0007V)

Coral is a 3 eyelet Derby plain front shoe.

- Tips:**
1. Minimal seams on vamp makes the style ideal for diabetic patients or those with sensitive feet.
  2. The standard opening means this style is not recommended for oedema or when easy access is required.
  3. No seams at the joints make it suitable for feet with painful or sensitive 1st or 5th joints.

**Fastenings:** Available in reverse pull hook and loop, and lace  
**Materials:** Not available with stretch leather or neoprene  
**Sole Units:** All



Shown in  
Taupe  
and Dark  
Burgundy

## Larimar (Product Code Lace CA0014L, Hook & Loop CA0014V)

Larimar is a 5 eyelet Derby plain front shoe.

- Tips:**
1. Minimal seams on vamp makes the style ideal for diabetic patients or those with sensitive feet.
  2. This low opening shoe is ideal for feet with variable oedema and when easy access is required.
  3. No seams at the joints make it suitable for feet with painful or sensitive 1st or 5th joints.
  4. Punch patterns cannot be added on the vamp.

**Fastenings:** Available in reverse pull hook and loop, and lace  
**Materials:** Not available with stretch leather or neoprene  
**Sole Units:** All



Shown in  
Taupe and  
Navy

## Nottingham (Product Code Lace CA0035L, Hook & Loop CA0035V)

Nottingham is a 4 eyelet Derby plain front shoe.

- Tips:**
1. Minimal seams on vamp makes the style ideal for diabetic patients or those with sensitive feet.
  2. This low opening shoe is ideal for feet with variable oedema and when easy access is required.
  3. Punch patterns cannot be added on the vamp.
  4. No seams at the joint make it suitable for feet with painful or sensitive 1st or 5th joints.

**Fastenings:** Available in reverse pull hook and loop, and lace  
**Materials:** Not available with stretch leather or neoprene  
**Sole Units:** All



Shown  
in Light  
Burgundy  
and Navy

## Sunstone (Product Code Lace CA0078L, Hook & Loop CA0078V)

Sunstone is a 5 eyelet Derby plain front shoe with contrasting trim quilted effect quarters.

- Tips:**
1. Minimal seams on vamp makes the style ideal for diabetic patients or those with sensitive feet.
  2. This low opening shoe is ideal for feet with variable oedema and when easy access is required.
  3. Punch patterns cannot be added on the vamp.

**Fastenings:** Available in reverse pull hook and loop, and lace  
**Materials:** Not available with stretch leather or neoprene  
**Sole Units:** All



Shown in  
Navy Blue  
and Taupe  
with Cream  
detail

## Moonstone (Product Code Lace CA0064L, Hook & Loop CA0064V)

Moonstone is a 4 eyelet Derby plain front shoe.

- Tips:**
1. Minimal seams on vamp makes the style ideal for diabetic patients or those with sensitive feet.
  2. This low opening shoe is ideal for feet with variable oedema and when easy access is required. The opening extends 15-20mm lower than Nottingham.
  3. No seams at the joint make it suitable for feet with painful or sensitive 1st or 5th joints.
  4. Punch patterns cannot be added on the vamp.

**Fastenings:** Available in reverse pull hook and loop, and lace  
**Materials:** Not available with stretch leather or neoprene  
**Sole Units:** All



Shown in  
Black and  
Pink

## Jasper (Product Code Lace CA0013L, Hook & Loop CA0013V)

Jasper is a 5 eyelet Oxford type shoe with decorative apron stitch.

- Tips:**
1. The U opening front makes access and adjustability more difficult so this style is not recommended for oedema or when easy access is required.
  2. No seams at the joints make it suitable for feet with painful or sensitive 1st or 5th joints.
  3. Punch patterns cannot be added on the vamp.

**Fastenings:** Available in reverse pull hook and loop, and lace  
**Materials:** Not available with stretch leather or neoprene  
**Sole Units:** All



Shown  
in Dark  
Brown with  
Medium  
Brown  
detail and  
Taupe

# Ladies Camino Modular Collection

## Jade (Product Code Lace CA0012L, Hook & Loop CA0012V)

Jade is a 5 eyelet Oxford type shoe with decorative upper stitch.

- Tips:**
1. The standard opening means this style is not recommended for oedema or when easy access is required.
  2. Punch patterns cannot be added on the vamp.
  3. No seams at the joint make it suitable for feet with painful or sensitive 1st or 5th joints.

**Fastenings:** Available in reverse pull hook and loop, and lace  
**Materials:** Not available with stretch leather or neoprene  
**Sole Units:** All



Shown in Red and Taupe Nubuck

## Suffolk (Product Code Lace CA0039L, Hook & Loop CA0039V)

Suffolk is a 5 eyelet Oxford type shoe with decorative apron stitch.

- Tips:**
1. The stretch side panels provide extra ease for painful toes.
  2. The U opening front makes access and adjustability more difficult so this style is not recommended for oedema or when easy access is required.
  3. No seams at the joints make it suitable for feet with painful or sensitive 1st or 5th joints.
  4. Punch patterns cannot be added on the vamp.

**Fastenings:** Available in reverse pull hook and loop, and lace  
**Materials:** Not available with neoprene  
 Side panels are only available in stretch leather  
**Sole Units:** All



Shown in Navy and Dark Brown

## Ruby (Product Code Lace CA0016L, Hook & Loop CA0016V)

Ruby is a 3 eyelet Blucher type shoe with stitched apron design.

- Tips:**
1. The standard opening means this style is not recommended for oedema or when easy access is required.
  2. No seams at the joints make it suitable for feet with painful or sensitive 1st or 5th joints.
  3. Punch patterns cannot be added on the vamp.

**Fastenings:** Available in reverse pull hook and loop, and lace  
**Materials:** Not available with stretch leather or neoprene  
**Sole Units:** All



Shown in Cream and Red

## Amethyst (Product Code Hook & Loop CA0003V)

Amethyst is a T-bar shoe.

- Tips:**
1. A single strap secures the foot inside the shoe so it is not suitable for pronated or pes planus feet.
  2. This style is not suitable for oedema that may swell through the openings.
  3. Minimal seams on vamp makes the style ideal for diabetic patients or those with sensitive feet.
  4. The opening makes access and adjustability more difficult so this style is not recommended for oedema or when easy access is required.

**Fastenings:** Available in reverse pull hook and loop  
**Materials:** Not available with stretch leather or neoprene  
**Sole Units:** All



Shown in Cream Nubuck and Navy

## Pearl (Product Code Lace CA0015L, Hook & Loop CA0015V)

Pearl is a 3 eyelet Derby type shoe with stitched apron design and fold pattern.

- Tips:**
1. The standard opening means this style is not recommended for oedema or when easy access is required.
  2. This style is unsuitable for sensitive or severely clawed toes due to the seams on the apron.
  3. Punch patterns cannot be added on the vamp.

**Fastenings:** Available in reverse pull hook and loop, and lace  
**Materials:** Not available with stretch leather or neoprene  
**Sole Units:** All



Shown in Navy Nubuck and Cream

## Shropshire (Product Code Code Hook & Loop CA0043V)

Shropshire is a Mary Jane style shoe.

- Tips:**
1. A single strap secures the foot inside the shoe so it is not suitable for pronated or pes planus feet.
  2. This style is not suitable for oedema that may swell through the openings.
  3. Minimal seams on vamp makes the style ideal for low risk diabetic patients or those with sensitive feet.
  4. The opening allows easy access.
  5. Punch patterns cannot be added on the vamp.

**Fastenings:** Available in reverse pull hook and loop  
**Materials:** Not available with stretch leather or neoprene  
**Sole Units:** All



Shown in Olive and Dark Burgundy

# Ladies Camino Modular Collection

## Slate (Product Code Hook & Loop CA0065V)

Slate is a Mary Jane style shoe.

- Tips:**
1. A single strap secures the foot inside the shoe so it is not suitable for pronated or pes planus feet.
  2. This style is not suitable for severe oedema that may swell through the opening.
  3. The opening allows access easy.
  4. Punch patterns cannot be added on the vamp.



Shown in Grey and Black with patterned stretched vamps

**Fastenings:** Available in reverse pull hook and loop  
**Materials:** Only available in colour options shown. Apron and edging is a stretched fabric.  
**Sole Units:** All

## Essex (Product Code Lace CA0038L, Hook & Loop CA0038V)

Essex is a 3 eyelet Derby type shoe with a stretch leather apron.

- Tips:**
1. The soft stretch front is ideal for sensitive feet or those with toe deformities.
  2. This low opening shoe is ideal for feet with variable oedema and when easy access is required.
  3. Punch patterns cannot be added on the vamp.



Shown in Navy and Dark Brown with stretched vamps

**Fastenings:** Available in reverse pull hook and loop, and lace  
**Materials:** Materials stretch leather apron and calf rearfoot and toe bumper  
**Sole Units:** All

## Cheshire (Product Code Hook & Loop CA0041V)

Cheshire is a T-bar shoe with stretch leather side panels.

- Tips:**
1. A single strap secures the foot inside the shoe so it is not suitable for pronated or pes planus feet.
  2. This style is not suitable for oedema that may swell through the openings.
  3. The stretch side panels provide extra ease for painful toes.
  4. The opening makes access and adjustability more difficult so this style is not recommended for oedema or when easy access is required.
  5. Punch patterns cannot be added on the vamp.



Shown in Black and Dark Brown

**Fastenings:** Available in reverse pull hook and loop  
**Materials:** Stretched leather vamp and calf rearfoot  
**Sole Units:** All

## Rutland (Product Code Lace CA0042L, Hook & Loop CA0042V)

Rutland is a Monk bar shoe with a stretch leather apron.

- Tips:**
1. It offers easy access and the elastic inserts on the straps allow some adjustability for instep oedema.
  2. The soft stretch front is ideal for sensitive feet or those with toe deformities.
  3. Punch patterns cannot be added on the vamp.



Shown in Black and Light Burgundy

**Fastenings:** Available in reverse pull hook and loop, and lace  
**Materials:** Materials stretch leather apron and calf rearfoot and toe bumper  
**Sole Units:** All

## Carnelian (Product Code Lace CA0005L, Hook & Loop CA0005V)

Carnelian is a 3 eyelet Blucher type plain front shoe.

- Tips:**
1. Minimal seams on vamp makes the style ideal for diabetic patients or those with sensitive feet.
  2. The standard opening means this style is not recommended for oedema or when easy access is required.
  3. No seams at the joints make it suitable for feet with painful or sensitive 1st or 5th joints.



Shown in Dark Brown and Caribe Blue

**Fastenings:** Available in reverse pull hook and loop, and lace  
**Materials:** Not available with stretch leather or neoprene  
**Sole Units:** All

## Stafford (Product Code Lace CA0036L, Hook & Loop CA0036V)

Stafford is a 3 eyelet Derby type shoe with a neoprene vamp.

- Tips:**
1. The soft stretch front is ideal for sensitive feet or those with toe deformities.
  2. This shoe is ideal for feet with variable oedema and when easy access is required.
  3. No seams at the joints make it suitable for feet with painful or sensitive 1st or 5th joints.
  4. Punch patterns cannot be added on the vamp.



Shown in Black and Dark Brown

**Fastenings:** Available in reverse pull hook and loop, and lace  
**Materials:** Neoprene vamp and calf rearfoot  
**Sole Units:** All

# Ladies Camino Modular Collection

## Hertford (Product Code Lace CA0037L, Hook & Loop CA0037V)

Hertford is a 3 eyelet Derby type shoe with a stretch leather apron.

- Tips:** 1. The soft stretch front is ideal for sensitive feet or those with toe deformities, especially bunions.  
2. Punch patterns cannot be added on the vamp.



Shown in Taupe with Ante Cobra Vanilla stretched vamp and Black with Pielax stretched leather vamp

- Fastenings:** Hook and loop, and lace  
**Materials:** Materials stretch leather apron and calf rearfoot and toe bumper  
**Sole Units:** All

## Agate (Product Code Lace CA0002L, Hook & Loop CA0002V)

Agate is a 3 eyelet Blucher type shoe with decorative apron stitch which creates a slimming appearance.

- Tips:** 1. No seams at the joints make it suitable for feet with painful or sensitive 1st or 5th joints.  
2. Punch patterns cannot be added on the vamp.



Shown in Red and Olive

- Fastenings:** Available in reverse pull hook and loop, and lace  
**Materials:** Not available with stretch leather or neoprene  
**Sole Units:** All

## Titanite (Product Code Lace CA0066L, Hook & Loop CA0066V)

Titanite is a 5 eyelet Derby trainer with contrasting colour heel insert and punch pattern detail on the sides.

- Tips:** 1. This low opening trainer is ideal for feet with variable oedema and when easy access is required.  
2. Punch patterns cannot be added on the vamp.



Hook and loop shown in White with Rose Nubuck detail. Lace shown in White with Black detail

- Fastenings:** Hook and loop, and lace  
**Materials:** Not available with stretch leather or neoprene  
**Sole Units:** Trainer

## Tigereye (Product Code Lace CA0017L, Hook & Loop CA0017V)

Tigereye is a 5 eyelet Oxford type trainer with contrasting colour stripes.

- Tips:** 1. The U opening front makes access and adjustability more difficult so this style is not recommended for oedema or when easy access is required.  
2. Punch patterns cannot be added on the vamp.



Shown in Black with White stripe and White with Black stripe

- Fastenings:** Hook and loop, and lace  
**Materials:** Not available with stretch leather or neoprene  
**Sole Units:** Trainer

## Silver (Product Code Lace CA0067L, Hook & Loop CA0067V)

Silver is a 5 eyelet trainer with contrasting colour inserts

- Tips:** 1. The U opening front makes access and adjustability more difficult so this style is not recommended for oedema or when easy access is required.  
2. Punch patterns cannot be added on the vamp.



Shown in Black and Grey, and White Calf with Silver Siciliana insert

- Fastenings:** Available in reverse pull hook and loop, and lace  
**Materials:** Not available with stretch leather or neoprene  
**Sole Units:** Trainer

# Ladies Camino Modular Collection

## Malachite (Product Code Lace CA0082L, Hook & Loop CA0082V)

Malachite is a 6 eyelet Derby trainer with contrasting colour stripes.

- Tips:** 1. This low opening trainer is ideal for feet with variable oedema and when easy access is required.  
2. Punch patterns cannot be added on the vamp.



Shown in Black and Grey, and Navy and Red

**Fastenings:** Available in reverse pull hook and loop, and lace  
**Materials:** Not available with stretch leather or neoprene  
**Sole Units:** Trainer

## Northumberland (Product Code Lace CA0047L, Hook & Loop CA0047V)

Northumberland is a 6 eyelet trainer boot with contrasting colour stripes.

- Tips:** 1. The U opening front makes access and adjustability more difficult so this style is not recommended for oedema or when easy access is required.  
2. Punch patterns cannot be added on the vamp.



Shown in Black with White stripe and White with Navy stripe

**Fastenings:** Available in reverse pull hook and loop, and lace  
**Materials:** Not available with stretch leather or neoprene  
**Sole Units:** Trainer

## Berkshire (Product Code Lace CA0048L, Hook & Loop CA0048V)

Berkshire is a 7 eyelet Derby trainer boot with contrasting colour ankle/heel insert.

- Tips:** 1. This low opening shoe is ideal for feet with variable oedema and when easy access is required.  
2. Punch patterns cannot be added on the vamp.



Shown in White with Black stripe and Navy with White stripe. Also available without stripes upon request

**Fastenings:** Available in reverse pull hook and loop, and lace  
**Materials:** Not available with stretch leather or neoprene  
**Sole Units:** Trainer

## Bronze (Product Code Lace CA0068L, Hook & Loop CA0068V)

Bronze is a 6 eyelet boot with contrasting colour ankle/heel insert. Ideal for diabetics.

- Tips:** 1. Minimal seams on vamp makes the style ideal for diabetic patients or those with sensitive feet.  
2. This low opening boot is ideal for feet with variable oedema and when easy access is required.  
3. Punch patterns cannot be added on the vamp.



Shown in Taupe and Polisander

**Fastenings:** Available in reverse pull hook and loop, and lace  
**Materials:** Not available with stretch leather or neoprene  
**Sole Units:** All

## Gold (Product Code Lace CA0069L, Hook & Loop CA0069V)

Gold is a low opening Derby boot with quilted effect quarters.

- Tips:** 1. Minimal seams on vamp makes the style ideal for diabetic patients or those with sensitive feet.  
2. This low opening boot is ideal for feet with variable oedema and when easy access is required.  
3. Punch patterns cannot be added on the vamp.



Shown in Polisander and Olive Green

**Fastenings:** Available in reverse pull hook and loop, and lace  
**Materials:** Not available with stretch leather or neoprene  
**Sole Units:** All

## Zircon (Product Code Lace CA0020L, Hook & Loop CA0020V)

Zircon is a 5 eyelet Derby plain front boot.

- Tips:** 1. Minimal seams on vamp makes the style ideal for diabetic patients or those with sensitive feet.  
2. No seams at the joints make it suitable for feet with painful or sensitive 1st or 5th joints.  
3. This mid opening boot is suitable for feet with mild oedema.



Shown in Black and Taupe

**Fastenings:** Available in reverse pull hook and loop, and lace  
**Materials:** Not available with stretch leather or neoprene  
**Sole Units:** All

# Ladies Camino Modular Collection

## Sussex (Product Code Lace CA0050L, Hook & Loop CA0050V)

Sussex is a 5 eyelet Derby boot.

- Tips:**
1. The soft stretch front is ideal for sensitive feet or those with toe deformities.
  2. This low opening shoe is ideal for feet with variable oedema and when easy access is required.
  3. No seams at the joints make it suitable for feet with painful or sensitive 1st or 5th joints.
  4. Punch patterns cannot be added on the vamp.

**Fastenings:** Available in reverse pull hook and loop, and lace  
**Materials:** Neoprene vamp and calf rearfoot  
**Sole Units:** All



Shown in Black and Dark Brown

## Topaz (Product Code Lace CA0070L, Hook & Loop CA0070V)

Topaz is a walking boot style with a combination of eyelets and lace loops and contrasting colour inserts.

- Tips:**
1. The standard opening means this style is not recommended for oedema or when easy access is required.
  2. Punch patterns cannot be added on the vamp.

**Fastenings:** Available in reverse pull hook and loop, and lace  
**Materials:** Not available with stretch leather or neoprene  
**Sole Units:** All



Shown in Black with Siciliana Black Inserts and Navy with Taupe Inserts

## Opal (Product Code Lace CA0018L, Hook & Loop CA0018V)

Opal is a 5 eyelet Derby plain front boot.\*

- Tips:**
1. Minimal seams on vamp makes the style ideal for diabetic patients or those with sensitive feet.
  2. The standard opening means this style is not recommended for oedema or when easy access is required.

**Fastenings:** Available in reverse pull hook and loop, and lace  
**Materials:** Not available with stretch leather or neoprene  
**Sole Units:** All

\*Also available as a bootee, please state when ordering.



Shown in Black and Dark Burgundy

# Gents Camino Modular Collection

All styles in this section are manufactured as illustrated.  
If there are to be any changes to the upper design or  
quantity of straps required then a special pattern change  
will need to be requested at the point of ordering.

# Gents Camino Modular Collection

## Dolomite (Product Code Lace CA0021L, Hook & Loop CA0021V)

Dolomite is a 4 eyelet Derby plain front shoe. Finished with laid on heel counter and brogue punch pattern vamps.

- Tips:**
1. Minimal seams on vamp makes the style ideal for diabetic patients or those with sensitive feet.
  2. The standard opening means this style is not recommended for oedema or when easy access is required.
  3. No seams at the joints make it suitable for feet with painful or sensitive 1st or 5th joints.

**Fastenings:** Available in reverse pull hook and loop, and lace  
**Materials:** Not available with stretch leather or neoprene  
**Sole Units:** All



Shown in Dark Brown and Black

## Durham (Product Code Lace CA0053L, Hook & Loop CA0053V)

Durham is a 4 eyelet Derby plain front shoe.

- Tips:**
1. Minimal seams on vamp makes the style ideal for diabetic patients or those with sensitive feet.
  2. This low opening shoe is ideal for feet with variable oedema and when easy access is required.
  3. Punch patterns cannot be added on the vamp.

**Fastenings:** Available in reverse pull hook and loop, and lace  
**Materials:** Not available with stretch leather or neoprene  
**Sole Units:** All



Shown in Dark Brown and Black

## Onyx (Product Code Lace CA0022L, Hook & Loop CA0022V)

Onyx is a 3 eyelet Derby plain front shoe.

- Tips:**
1. Minimal seams on vamp makes the style ideal for diabetic patients or those with sensitive feet.
  2. The standard opening means this style is not recommended for oedema or when easy access is required.
  3. No seams at the joints make it suitable for feet with painful or sensitive 1st or 5th joints.

**Fastenings:** Available in reverse pull hook and loop, and lace  
**Materials:** Not available with stretch leather or neoprene  
**Sole Units:** All



Shown in Black and Dark Burgundy

## Wiltshire (Product Code Lace CA0030L, Hook & Loop CA0030V)

Wiltshire is a 4 eyelet Blucher style, seamless vamp with stitch apron design.

- Tips:**
1. The standard opening means this style is not recommended for oedema or when easy access is required.
  2. The stitched apron design means this style is not suitable for toe deformities or sensitive feet.
  3. Punch patterns cannot be added on the vamp.

**Fastenings:** Available in reverse pull hook and loop, and lace  
**Materials:** Not available with stretch leather or neoprene  
**Sole Units:** All



Shown in Light Burgundy and Dark Brown

## Huntingdon (Product Code Lace CA0052L, Hook & Loop CA0052V)

Huntingdon is a 3 eyelet Derby type shoe with a neoprene vamp.

- Tips:**
1. The soft stretch front is ideal for sensitive feet or those with toe deformities.
  2. This low opening shoe is ideal for feet with variable oedema and when easy access is required.
  3. No seams at the joints make it suitable for feet with painful or sensitive 1st or 5th joints.
  4. Punch patterns cannot be added on the vamp.

**Fastenings:** Available in reverse pull hook and loop, and lace  
**Materials:** Neoprene vamp and calf rearfoot  
**Sole Units:** All



Shown in Dark Brown and Black

## Herefordshire (Product Code Lace CA0055L, Hook & Loop CA0055V)

Herefordshire is a 4 eyelet Derby type shoe with a stretch leather apron.

- Tips:**
1. The soft stretch front is ideal for sensitive feet or those with toe deformities, especially bunions.
  2. This low opening shoe is ideal for feet with variable oedema and when easy access is required.
  3. Punch patterns cannot be added on the vamp.

**Fastenings:** Available in reverse pull hook and loop, and lace  
**Materials:** Stretch leather apron and calf rearfoot and toe bumper  
**Sole Units:** All



Shown in Black and Dark Brown

# Gents Camino Modular Collection

## Buckingham (Product Code Lace CA0054L, Hook & Loop CA0054V)

Buckingham is a 3 eyelet Derby plain front shoe.

- Tips:**
1. Minimal seams on vamp makes the style ideal for diabetic patients or those with sensitive feet.
  2. The standard opening means this style is not recommended for oedema or when easy access is required.
  3. No seams at the joints make it suitable for feet with painful or sensitive 1st or 5th joints.

**Fastenings:** Available in reverse pull hook and loop, and lace  
**Materials:** Not available with stretch leather or neoprene  
**Sole Units:** All



Shown in Navy and Dark Brown

## Rhyolite (Product Code Lace CA0023L, Hook & Loop CA0023V)

Rhyolite is a 5 eyelet Oxford type trainer with contrasting colour stripes.

- Tips:**
1. The U opening front makes access and adjustability more difficult so this style is not recommended for oedema or when easy access is required.
  2. Punch patterns cannot be added on the vamp.

**Fastenings:** Available in reverse pull hook and loop, and lace  
**Materials:** Not available with stretch leather or neoprene  
**Sole Units:** Trainer



Shown in Navy with White stripe and White with Black stripe

## Merseyside (Product Code Lace CA0056L, Hook & Loop CA0056V)

Merseyside is a 4 eyelet Blucher type plain front shoe.

- Tips:**
1. This mid opening shoe is suitable for feet with mild oedema.
  2. A stitched apron is not suitable for toe deformities
  3. Punch patterns cannot be added on the vamp.

**Fastenings:** Available in reverse pull hook and loop, and lace  
**Materials:** Not available with stretch leather or neoprene  
**Sole Units:** All



Shown in Grey and Dark Brown

## Cambridge (Product Code Lace CA0057L, Hook & Loop CA0057V)

Cambridge is a 6 eyelet trainer boot with contrasting colour stripes.

- Tips:**
1. The U opening front makes access and adjustability more difficult so this style is not recommended for oedema or when easy access is required.
  2. Punch patterns cannot be added on the vamp.

**Fastenings:** Available in reverse pull hook and loop, and lace  
**Materials:** Not available with stretch leather or neoprene  
**Sole Units:** Trainer



Shown in Black with White stripe and White with Navy stripe

## Dorset (Product Code Lace CA0029L, Hook & Loop CA0029V)

Dorset is a 4 eyelet Derby style shoe with toe cap detail.

- Tips:**
1. Minimal seams on vamp makes the style ideal for diabetic patients or those with sensitive feet.
  2. The standard opening means this style is not recommended for oedema or when easy access is required.
  3. No seams at the joints make it suitable for feet with painful or sensitive 1st or 5th joints.
  4. Punch patterns cannot be added on the vamp.
  5. A stitched toe cap means this style is not suitable for toe deformities.

**Fastenings:** Available in reverse pull hook and loop, and lace  
**Materials:** Not available with stretch leather or neoprene  
**Sole Units:** All



Shown in Black and Mid Brown

## Bedford (Product Code Lace CA0058L, Hook & Loop CA0058V)

Bedford is a 6 eyelet Derby trainer with contrasting colour stripes.

- Tips:**
1. This low opening trainer is ideal for feet with variable oedema and when easy access is required.
  2. Punch patterns cannot be added on the vamp.

**Fastenings:** Available in reverse pull hook and loop, and lace  
**Materials:** Not available with stretch leather or Neoprene. All styles come with cordura panel at the quarters and the toe piece and are only available in Black, Navy, Silver and Taupe.  
**Sole Units:** Trainer



Shown in Black with Black Cordura and White leather stripes and Navy Blue with Navy Cordura and white leather stripes

# Gents Camino Modular Collection

## Pyrite (Product Code Lace CA0071L, Hook & Loop CA0071V)

Pyrite is a 5 eyelet trainer with contrasting colour inserts and separate toe bumper.

- Tips:** 1. This mid opening trainer is suitable for feet with mild oedema.  
2. Punch patterns cannot be added on the vamp.



Shown in White with Navy insert and Black with White insert

- Fastenings:** Available in reverse pull hook and loop, and lace  
**Materials:** Not available with stretch leather or neoprene  
**Sole Units:** Trainer

## Steel (Product Code Lace CA0072L, Hook & Loop CA0072V)

Steel is a 5 eyelet trainer contrasting colour inserts.

- Tips:** 1. This mid opening trainer is suitable for feet with mild oedema.



Shown in Blue with White Insert and Black with Light Burgundy insert

- Fastenings:** Available in reverse pull hook and loop, and lace  
**Materials:** Not available with stretch leather or neoprene  
**Sole Units:** Trainer

## Graphite (Product Code Lace CA0073L, Hook & Loop CA0073V)

Graphite is a Derby boot style with a combination of eyelets and metal hooks and contrasting colour heel/ankle inserts.

- Tips:** 1. Minimal seams on vamp makes the style ideal for diabetic patients or those with sensitive feet.  
2. The standard opening means this style is not recommended for oedema or when easy access is required.



Shown in Val Nut with a Black Cuff and Val Saddale With a Black Cuff

- Fastenings:** Available in reverse pull hook and loop, and lace  
**Materials:** Not available with stretch leather or neoprene  
**Sole Units:** All

## Lava (Product Code Lace CA0074L, Hook & Loop CA0074V)

Lava is a walking boot style with a combination of eyelets and lace loops and contrasting colour inserts.

- Tips:** 1. The standard opening means this style is not recommended for oedema or when easy access is required.  
2. Punch patterns cannot be added on the vamp.



Shown in Black and Val Nut with a Val Saddale Cuff

- Fastenings:** Available in reverse pull hook and loop, and lace  
**Materials:** Not available with stretch leather or neoprene  
**Sole Units:** All

## Sandstone (Product Code, Lace CA0075L, Hook & Loop CA0075V)

Sandstone is a walking boot style with metal loop eyelets and contrasting colour inserts.

- Tips:** 1. The U opening front makes access and adjustability more difficult so this style is not recommended for oedema or when easy access is required.



Shown in Val Nut with a Val Soan Cuff and Val Soan With a Val Saddale Cuff

- Fastenings:** Available in reverse pull hook and loop, and lace  
**Materials:** Not available with stretch leather or neoprene  
**Sole Units:** All

## Granite (Product Code Lace CA0076L, Hook & Loop CA0076V)

Granite is a Derby type boot.

- Tips:** 1. Minimal seams on vamp makes the style ideal for diabetic patients or those with sensitive feet.  
2. The mid opening makes access and adjustability more difficult so this style is not recommended for oedema or when easy access is required.



Shown in Mid Brown and Black

- Fastenings:** Available in reverse pull hook and loop, and lace  
**Materials:** Not available with stretch leather or neoprene  
**Sole Units:** All

# Gents Camino Modular Collection

## Gloucester (Product Code Lace CA0032L, Hook & Loop CA0032V)

Gloucester is a 6 eyelet Derby boot.

- Tips:**
1. Minimal seams on vamp makes the style ideal for diabetic patients or those with sensitive feet.
  2. This low opening boot is ideal for feet with variable oedema and when easy access is required.
  3. Punch patterns cannot be added on the vamp.

**Fastenings:** Available in reverse pull hook and loop, and lace  
**Materials:** Not available with stretch leather or neoprene  
**Sole Units:** All



Shown in Black and Saddale

## Humber (Product Code Lace CA0059L, Hook & Loop CA0059V)

Humber is a 6 eyelet Derby trainer boot with contrasting colour stripes.

- Tips:**
1. This mid opening boot is suitable for feet with mild oedema.
  2. Punch patterns cannot be added on the vamp.

**Fastenings:** Available in reverse pull hook and loop, and lace  
**Materials:** Not available with stretch leather or Neoprene. All styles come with cordura panel at the quarters and the toe piece and are only available in Black, Navy, Silver and Taupe.

**Sole Units:** Trainer



Shown in White with Silver Cordura and Black leather stripes and Val Soan and cream with Taupe Cordura

## Fife (Product Code Lace CA0063L, Hook & Loop CA0063V)

Fife is a 6 eyelet Derby boot with contrasting colour ankle/heel insert.

- Tips:**
1. This mid opening shoe is suitable for feet with mild oedema.
  2. Punch patterns cannot be added on the vamp.
  3. Great walking boot when accompanied with a commando sole unit.

**Fastenings:** Available in reverse pull hook and loop, and lace  
**Materials:** Not available with stretch leather or neoprene  
**Sole Units:** All



Shown in Black and Nut/Cream Nubuck combination Shown with optional commando sole unit

## Tyneside (Product Code Lace CA0060L, Hook & Loop CA0060V)

Tyneside is a 5 eyelet Derby boot.

- Tips:**
1. The soft stretch front is ideal for sensitive feet or those with toe deformities.
  2. This low opening boot is ideal for feet with variable oedema and when easy access is required.
  3. No seams at the joints make it suitable for feet with painful or sensitive 1st or 5th joints.
  4. Punch patterns cannot be added on the vamp.

**Fastenings:** Available in reverse pull hook and loop, and lace  
**Materials:** Neoprene vamp and calf rearfoot  
**Sole Units:** All



Shown in Black and Dark Brown

## Hampshire (Product Code Lace CA0031L, Hook & Loop CA0031V)

Hampshire is a 7 eyelet Blucher type boot.

- Tips:**
1. Minimal seams on vamp makes the style ideal for diabetic patients or those with sensitive feet.
  2. This mid opening boot is suitable for feet with mild oedema.

**Fastenings:** Available in reverse pull hook and loop, and lace  
**Materials:** Not available with stretch leather or neoprene  
**Sole Units:** All



Shown in Black and Mid Brown

## Leicester (Product Code Lace CA0061L, Hook & Loop CA0061V)

Leicester is a 6 eyelet Derby boot with brogue punch patterns.

- Tips:**
1. Minimal seams on vamp makes the style ideal for diabetic patients or those with sensitive feet.
  2. This mid opening boot is suitable for feet with mild oedema.

**Fastenings:** Available in reverse pull hook and loop, and lace  
**Materials:** Not available with stretch leather or neoprene  
**Sole Units:** All



Shown in Black and Dark Brown.

# Gents Camino Modular Collection

## Quartz (Product Code Lace CA0024L, Hook & Loop CA0024V)

Quartz is a 5 eyelet Derby plain front boot.

- Tips:**
1. Minimal seams on vamp makes the style ideal for diabetic patients or those with sensitive feet.
  2. The opening makes access and adjustability more difficult so this style is not recommended for oedema or when easy access is required.
  3. No seams at the joints make it suitable for feet with painful or sensitive 1st or 5th joints.



Shown in  
Black and  
Dark Brown

**Fastenings:** Available in reverse pull hook and loop, and lace  
**Materials:** Not available with stretch leather or neoprene  
**Sole Units:** All

## Tourmaline (Product Code Lace CA0077L, Hook & Loop CA0077V)

Tourmaline is a 4 metal loop eyelet Derby boot.

- Tips:**
1. Minimal seams on vamp makes the style ideal for diabetic patients or those with sensitive feet.
  2. The standard opening makes access and adjustability more difficult so this style is not recommended for oedema or when easy access is required.



Shown in  
Grey and  
Val Nut

**Fastenings:** Available in reverse pull hook and loop, and lace  
**Materials:** Not available with stretch leather or neoprene  
**Sole Units:** All

# Boot Last Measurement Guide

## Ladies

| Style/Size     |                   | 2   | 3   | 4   | 5   | 6   | 7   | 8   | 9   |
|----------------|-------------------|-----|-----|-----|-----|-----|-----|-----|-----|
| Opal Bootee    | Height            | 107 | 110 | 113 | 116 | 119 | 122 | 125 | 128 |
|                | Top circumference | 230 | 237 | 243 | 250 | 256 | 263 | 269 | 276 |
| Opal           | Height            | 142 | 146 | 149 | 153 | 156 | 160 | 163 | 167 |
|                | Top circumference | 234 | 241 | 248 | 255 | 262 | 269 | 276 | 282 |
| Zircon         | Height            | 112 | 115 | 118 | 121 | 124 | 127 | 130 | 133 |
|                | Top circumference | 226 | 233 | 240 | 247 | 254 | 261 | 268 | 275 |
| Northumberland | Height            | 99  | 102 | 105 | 108 | 111 | 114 | 117 | 120 |
|                | Top circumference | 234 | 241 | 247 | 254 | 260 | 267 | 274 | 280 |
| Berkshire      | Height            | 109 | 112 | 115 | 118 | 121 | 124 | 127 | 130 |
|                | Top circumference | 222 | 229 | 235 | 242 | 248 | 255 | 261 | 268 |
| Sussex         | Height            | 112 | 115 | 118 | 121 | 124 | 127 | 130 | 133 |
|                | Top circumference | 226 | 233 | 240 | 247 | 254 | 261 | 268 | 275 |
| Gold           | Height            | 99  | 102 | 104 | 106 | 109 | 112 | 115 | 118 |
|                | Top circumference | 220 | 230 | 236 | 244 | 250 | 258 | 266 | 274 |
| Bronze         | Height            | 105 | 108 | 111 | 114 | 116 | 119 | 121 | 124 |
|                | Top circumference | 232 | 236 | 244 | 250 | 258 | 266 | 272 | 278 |
| Topaz          | Height            | 103 | 106 | 109 | 112 | 114 | 117 | 120 | 123 |
|                | Top circumference | 224 | 232 | 240 | 248 | 256 | 264 | 272 | 278 |

## Gents

| Style/Size |                   | 5   | 6   | 7   | 8   | 9   | 10  | 11  | 12  |
|------------|-------------------|-----|-----|-----|-----|-----|-----|-----|-----|
| Quartz     | Height            | 122 | 125 | 128 | 131 | 134 | 137 | 140 | 143 |
|            | Top circumference | 234 | 241 | 274 | 254 | 260 | 267 | 273 | 280 |
| Hampshire  | Height            | 117 | 120 | 123 | 126 | 129 | 132 | 135 | 138 |
|            | Top circumference | 250 | 257 | 264 | 271 | 278 | 285 | 292 | 299 |
| Gloucester | Height            | 107 | 110 | 112 | 115 | 117 | 120 | 122 | 125 |
|            | Top circumference | 230 | 236 | 242 | 248 | 254 | 260 | 266 | 272 |
| Leicester  | Height            | 123 | 126 | 129 | 132 | 135 | 138 | 141 | 144 |
|            | Top circumference | 228 | 234 | 240 | 246 | 252 | 258 | 264 | 270 |
| Fife       | Height            | 109 | 112 | 115 | 118 | 121 | 124 | 127 | 130 |
|            | Top circumference | 230 | 237 | 243 | 250 | 256 | 263 | 269 | 276 |
| Cambridge  | Height            | 118 | 121 | 124 | 127 | 130 | 133 | 136 | 139 |
|            | Top circumference | 240 | 246 | 252 | 258 | 264 | 270 | 276 | 282 |
| Humber     | Height            | 118 | 121 | 124 | 127 | 130 | 133 | 136 | 139 |
|            | Top circumference | 240 | 246 | 252 | 258 | 264 | 270 | 276 | 282 |
| Tyneside   | Height            | 122 | 125 | 128 | 131 | 134 | 137 | 140 | 143 |
|            | Top circumference | 234 | 241 | 247 | 254 | 260 | 267 | 273 | 280 |
| Tourmaline | Height            | 119 | 123 | 125 | 128 | 131 | 134 | 137 | 140 |
|            | Top circumference | 236 | 244 | 250 | 254 | 260 | 268 | 274 | 280 |
| Graphite   | Height            | 120 | 123 | 127 | 130 | 133 | 136 | 139 | 142 |
|            | Top circumference | 240 | 246 | 254 | 260 | 266 | 272 | 278 | 284 |
| Granite    | Height            | 121 | 124 | 127 | 129 | 132 | 135 | 138 | 141 |
|            | Top circumference | 236 | 244 | 252 | 256 | 262 | 268 | 274 | 282 |
| Sandstone  | Height            | 119 | 122 | 125 | 128 | 130 | 133 | 136 | 139 |
|            | Top circumference | 236 | 242 | 248 | 256 | 262 | 270 | 272 | 282 |
| Lava       | Height            | 119 | 120 | 123 | 127 | 129 | 132 | 135 | 138 |
|            | Top circumference | 236 | 244 | 250 | 256 | 262 | 268 | 276 | 282 |

Measurements for all sections on these pages are shown in mm.

# Last Measurement Guide

Lasts are available in both square-toe and round-toe options. Please note that if unspecified, round-toe will be supplied by default.

## Ladies

| Width/Size   |                      | 2       | 3       | 4       | 5       | 6       | 7       | 8       | 9       |
|--------------|----------------------|---------|---------|---------|---------|---------|---------|---------|---------|
| Extra Narrow | Joint width          | 79      | 81      | 83      | 85      | 87      | 89      | 91      | 93      |
|              | Joint circumference  | 201-219 | 207-225 | 214-232 | 220-238 | 226-244 | 233-251 | 239-257 | 245-263 |
|              | Instep circumference | 197-215 | 203-221 | 210-228 | 216-234 | 222-240 | 229-247 | 235-253 | 241-259 |
|              | Toe depth            | 31      | 32      | 33      | 34      | 35      | 36      | 37      | 38      |
| Narrow       | Heel Width           | 47      | 49      | 49.5    | 50      | 52      | 53      | 54      | 56      |
|              | Joint width          | 83      | 85      | 87      | 89      | 91      | 93      | 95      | 97      |
|              | Joint circumference  | 210-228 | 216-234 | 223-241 | 229-247 | 235-253 | 242-260 | 248-266 | 254-272 |
|              | Instep circumference | 206-224 | 212-230 | 219-237 | 225-243 | 231-249 | 238-256 | 244-262 | 250-268 |
| Standard     | Toe depth            | 31      | 32      | 33      | 34      | 35      | 36      | 37      | 38      |
|              | Heel Width           | 48      | 49      | 50      | 52      | 53      | 54      | 55      | 57      |
|              | Joint width          | 89      | 91      | 93      | 95      | 97      | 99      | 101     | 103     |
|              | Joint circumference  | 226-244 | 232-250 | 239-257 | 245-263 | 251-269 | 258-276 | 264-282 | 270-288 |
| Wide         | Instep circumference | 211-229 | 217-235 | 224-242 | 230-242 | 236-254 | 243-261 | 249-267 | 255-273 |
|              | Toe depth            | 31      | 32      | 33      | 34      | 35      | 36      | 37      | 38      |
|              | Heel Width           | 49      | 50      | 51      | 53      | 54      | 55      | 56      | 57      |
|              | Joint width          | 94      | 96      | 98      | 100     | 102     | 104     | 106     | 108     |
| Deep         | Joint circumference  | 236-254 | 242-260 | 249-267 | 255-273 | 261-279 | 268-286 | 274-292 | 280-298 |
|              | Instep circumference | 217-235 | 223-241 | 230-248 | 236-254 | 242-260 | 249-267 | 255-273 | 261-279 |
|              | Toe depth            | 37      | 38      | 39      | 40      | 41      | 42      | 43      | 44      |
|              | Heel Width           | 52      | 53      | 54      | 55      | 56      | 57      | 59      | 60      |

| Finished Back and Malleoli Standard Measurements |             |    |    |    |    |    |    |    |    |
|--|-------------|----|----|----|----|----|----|----|----|
| Width/Size                                       |             | 2  | 3  | 4  | 5  | 6  | 7  | 8  | 9  |
| Extra Narrow, Narrow, Standard and Wide          | Back Height | 72 | 72 | 74 | 76 | 78 | 80 | 82 | 84 |
|  | Side Height | 57 | 57 | 59 | 61 | 63 | 65 | 67 | 69 |
| Deep   | Back Height | 78 | 78 | 80 | 82 | 84 | 86 | 88 | 90 |
|  | Side Height | 60 | 60 | 62 | 64 | 66 | 68 | 70 | 72 |

Tolerance on back height (+/-5mm).

## Gents

| Width/Size |                      | 5       | 6       | 7       | 8       | 9       | 10      | 11      | 12      |
|------------|----------------------|---------|---------|---------|---------|---------|---------|---------|---------|
| Narrow     | Joint width          | 89      | 92      | 93      | 95      | 97      | 99      | 100     | 102     |
|            | Joint circumference  | 225-243 | 231-249 | 238-256 | 244-262 | 250-268 | 257-275 | 263-281 | 269-287 |
|            | Instep circumference | 215-233 | 221-239 | 228-246 | 234-252 | 240-259 | 247-265 | 253-271 | 259-277 |
|            | Toe depth            | 37      | 38      | 39      | 40      | 41      | 42      | 43      | 44      |
| Standard   | Heel Width           | 55      | 57      | 58      | 60      | 61      | 63      | 64      | 65      |
|            | Joint width          | 95      | 97      | 99      | 101     | 103     | 105     | 107     | 109     |
|            | Joint circumference  | 237-255 | 243-261 | 250-268 | 256-274 | 262-280 | 269-287 | 275-293 | 281-299 |
|            | Instep circumference | 227-245 | 233-251 | 240-258 | 246-264 | 252-270 | 259-277 | 265-283 | 271-289 |
| Wide       | Toe depth            | 37      | 38      | 39      | 40      | 41      | 42      | 43      | 44      |
|            | Heel Width           | 59      | 60      | 61      | 63      | 64      | 65      | 66      | 67      |
|            | Joint width          | 101     | 103     | 105     | 107     | 109     | 111     | 113     | 115     |
|            | Joint circumference  | 249-267 | 255-273 | 262-280 | 268-286 | 274-292 | 281-299 | 287-305 | 293-311 |
| Deep       | Instep circumference | 235-253 | 241-259 | 248-266 | 254-272 | 260-278 | 267-285 | 273-291 | 279-297 |
|            | Toe depth            | 37      | 38      | 39      | 40      | 41      | 42      | 43      | 44      |
|            | Heel Width           | 62      | 64      | 65      | 66      | 68      | 69      | 70      | 71      |
|            | Joint width          | 95      | 97      | 99      | 101     | 103     | 105     | 107     | 109     |
| Deep       | Joint circumference  | 249-267 | 255-273 | 262-280 | 268-286 | 274-292 | 281-299 | 287-305 | 293-311 |
|            | Instep circumference | 235-253 | 241-259 | 248-266 | 254-272 | 260-278 | 267-285 | 273-291 | 279-297 |
|            | Toe depth            | 43      | 44      | 45      | 46      | 47      | 48      | 49      | 50      |
|            | Heel Width           | 62      | 64      | 65      | 66      | 68      | 69      | 70      | 71      |

| Finished Back and Malleoli Standard Measurements |             |    |    |    |    |    |    |    |    |
|--|-------------|----|----|----|----|----|----|----|----|
| Width/Size                                       |             | 5  | 6  | 7  | 8  | 9  | 10 | 11 | 12 |
| Narrow, Standard and Wide                        | Back Height | 76 | 78 | 80 | 82 | 84 | 86 | 88 | 90 |
|  | Side Height | 61 | 63 | 65 | 67 | 69 | 71 | 73 | 75 |
| Deep   | Back Height | 82 | 84 | 86 | 88 | 90 | 92 | 94 | 96 |
|  | Side Height | 64 | 66 | 68 | 70 | 72 | 74 | 76 | 78 |

Tolerance on back height (+/-5mm).

# Fitting Solutions

| Area of Shoe  | Difficulty Identified           | Visual Signs  | Possible Causes   | Solutions   |
|---|---------------------------------|---|---|---|
| Heel Counter  | Too High                        | Rubbing under either medial or lateral malleoli.  | Height of malleoli not measured and stated on the draft.<br>Ankle oedema.<br>Abnormal malleoli shapes and heights.                                      | Draw a line on the shoe counter with a leather pen, to identify where it needs lowering. Provide a measurement in mm, and request that the counter is lowered. This can be altered at fitting stage.<br>On a finished item, add 3 mm cork heel lift under inlay to lift heel higher in the counter to relieve any pressure. Ensure malleolar heights are recorded on future orders. |
|   |                                 | Catching the Achilles tendon.   | Presence of 'heel bumps' or bursae over Achilles tendon   | Soften the counter with a leather softener and use a ring and ball stretcher to create a 'bump' in counter. Encourage gradual 'wearing in' over a few days.<br>Made to Measure items can be ordered with a cavity in the counter stiffener to accommodate the bump or a straighter heel seam. Supply a cast.  |
|   | Too Low                         | Does not grip the foot properly and foot comes out of the shoe too easily. Feels unsafe in wearing.   | Counter depth sits too low on the foot.   | On unfinished footwear, request counter depth to be increased and give measurements in mm.  |
|   |                                 |   | Inlays may be too thick under heel, and lifting foot out.   | Reduce inlay thickness.   |
|   |                                 | Inside heel raise is too high for the counter.  | Reduce inside heel raise height, and add balance to external heel height, or change to external shoe raise.   |   |
|   |                                 | Excessive oedema affects how the heel sits down in the counter.   | Straighten the back curve to accommodate oedema in Made to Measure footwear or and increase the width of heel seat in modular.                          |   |
| Heel to Ball Length   | Too Long                        | Footwear causes pain/ discomfort; foot gets 'tired'. Creases too far back. Check for wear marks on sole behind flexion point.   | Foot is flexing too far back in shoe, incorrect fitting.  | Use a last which has a shorter heel-to-ball measurement. If Made to Measure, re-last with a shorter heel-to-ball measurement after fitting.   |
|   | Too Short                       | Heavily creased vamp below facings. Toe puff may be creased as well. Toes often sore as shoes too short. 'Turned up' toe end. Heavy wear marks placed forward of flexion point. | Foot is flexing too far forward in shoe, incorrect fitting.   | Use a last with a longer heel to ball measurement. If Made to Measure, re-last with a longer heel to ball fitting. (This problem is rarely found with Made to Measure footwear if drafts and measurements have been taken correctly).   |
| 1st MTP Joint   | Limited Range of Movement (ROM) | Twisted or angled creases that seem unusual. Wear marks heavy to lateral side.  | Check first metatarsal-phalangeal joint: ROM may be fixed or severely limited.  | Add a rocker sole to compensate for the reduced movement.   |
| Instep  | Too Narrow                      | Facings pulled wide apart and possibly at wrong angle. Very tight; may not get shoe onto foot.  | Oedema changes or incorrect instep circumference and width measurements supplied.   | Increase instep circumference after fitting. Reduce insole thickness to increase volume at instep.  |
|   |                                 | Quarters bulge on medial side.  | Excess pronation may cause poor foot position in shoe.  | Use a corrective orthosis. If correction is not possible, make Made to Measure footwear and supply a cast so footwear can accommodate pronation.  |
|   |                                 | Incorrect style: does not suit foot shape.  | Wrong style?  | Use a low opening style to improve access.  |
|   | Too Wide                        | Facings feel loose; excess leather, particularly along medial side of quarter.  | Fitting too wide. Entry probably too wide as well.  | Use a low opening style to improve access   |
| Facings butt or overlap. Foot not retained adequately into counter. |                                 | Incorrect long heel measurement, or reduction in measurement due to oedema or change of dressings, etc. at instep   | Change to narrower fitting, check foot on inlay for heel seat and instep fitting. Measure heel width: if it is narrow, it could also affect the instep. |   |
|   |                                 | Inlays too thin.  | Check measurements. Reduce instep and heel circumference after fitting. Add tongue padding on completed shoes.  |   |
|   |                                 | Inlays too thin.  | Increase inlays but beware as this may compromise the fit elsewhere.  |   |

| Area of Shoe     | Difficulty Identified  | Visual Signs  | Possible Causes   | Solutions   |
|------------------|--|---|---|---|
| Vamp and Toe Box | Too Wide   | Feels big.  | Change in width or circumference measurements, or incorrect measurements supplied.  | Check draft: and measurements. Remeasure if necessary. Can be re-lasted after fitting.  |
|                  |  |   |   | Soften the counter with a leather softener and use ring and ball stretcher to create a 'bump' in counter. Encourage gradual 'wearing in' over a few days.<br>Made to Measure items can be ordered with a cavity in the counter stiffener to accommodate the bump. |
|                  |  | Deep fold creases on flexion.   | Excess leather.   | Feel position of the forefoot in vamp. Draw with a leather pen where the excess is situated. Request reduction of insole board in mm. Check depth as this may also need to be reduced.  |
|                  | Too Deep   | Feels 'baggy'. Excess leather across dorsum. Deep creases on flexion. | Change in measurement; reduction of oedema.   | On unfinished footwear, request counter depth to be increased and give measurements. Stock items: Consider a different design. Reduce inside heel raise height, and add balance to external heel height, or change to external shoe raise only.                   |
|                  |  | Base of facings bulge up from vamp.                                   | Instep/entry is also too deep.  | Request modular or Made to Measure only. Straighten the back curve to accommodate oedema and increase width of heel seat.   |
| Too Narrow       | Feels tight.   | Toe box shape of shoe not compatible with foot shape.                 | Compare foot shape with shoe; request change in toe box shape, if necessary, to rounded or square. Use inlay to check for width.                              |   |
|                  | Forefoot squeezed.   | Swelling may have occurred.   | Refit once swelling has reduced, or monitor swelling until stabilized.  |   |
|                  | Stretching and creases visible.  | Increase in toe deformities.  | Remeasure and order a different size Stretch footwear if possible and thin the insole to give more room.  |   |
|                  | Toe puff may press into toes. Toes bulge into upper on lateral border. | Too narrow in toe box, or toe box wrong shape for foot.               | Request change of toe shape and re-last the upper. (Note: increasing the width will also increase the circumference.)   |   |
| Too Shallow      | May not get shoe on.   | Incorrect measurement.  | Check draft, remeasure and request increase in depth giving measurement in mm.  |   |
|                  | Very tight.  | Change in measurements.   | Request increase in depth, giving measurement in mm.  |   |
|                  | Toes rub on vamp leather.  | No toe box depth measurement given on draft.                          | Request increase in depth, giving measurement in mm.  |   |
|                  | One high toe may be pushing up on the upper.                           | Position of high toe not given on draft.                              | Mark tight area with leather pen and add addition to last if footwear is at fitting stage. If not at a fitting stage provide new measurements for a new pair. |   |

Distributed by

**Blatchford**

